

Survey Analysis:

7th EULAR Online Course for Health Professionals in Rheumatology

Total number of learners: 45

Survey format: Participants are asked to rate on how much they agree with the statement on a scale of 1 to 10; 10 being the best score.

Quicklinks:

Geographical Report

Module 1 – Inflammatory Diseases

Module 2 – Osteoarthritis

Module 3 – Pain Syndromes

Module 4 – Rare Diseases

Module 5 – Psychosocial Approaches

Module 6 – Assessment and Evaluation

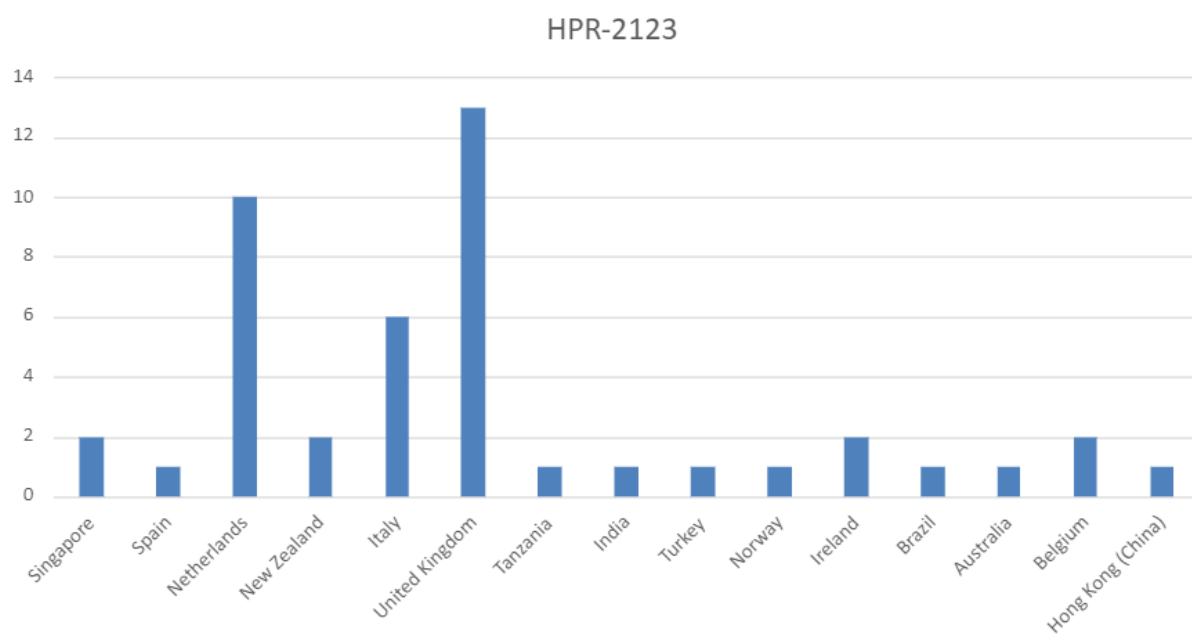
Module 7 – Interventions

Module 8 – Evidence Based Practice

Post-Exam

Post-Course

Geographical Report:



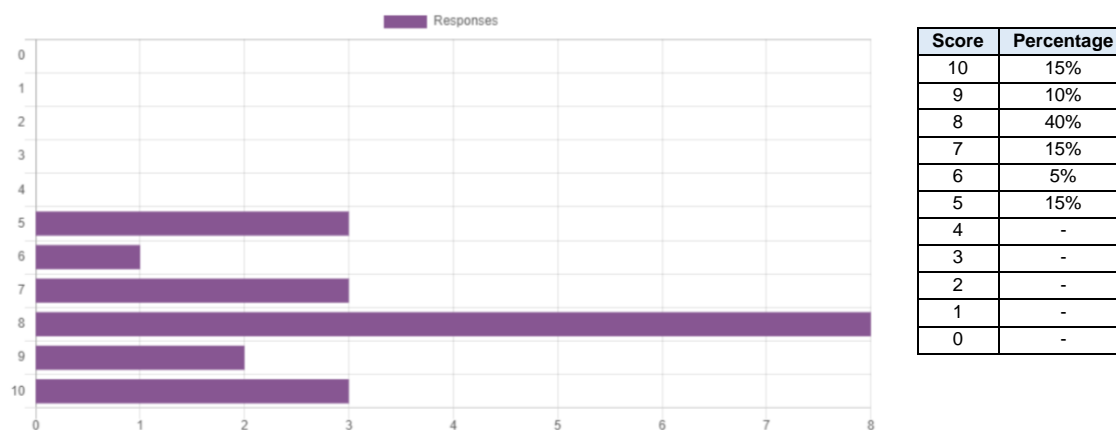
Top 5 countries:

United Kingdom	13
Netherlands	10
Italy	6
Belgium / Ireland / New Zealand / Singapore	2

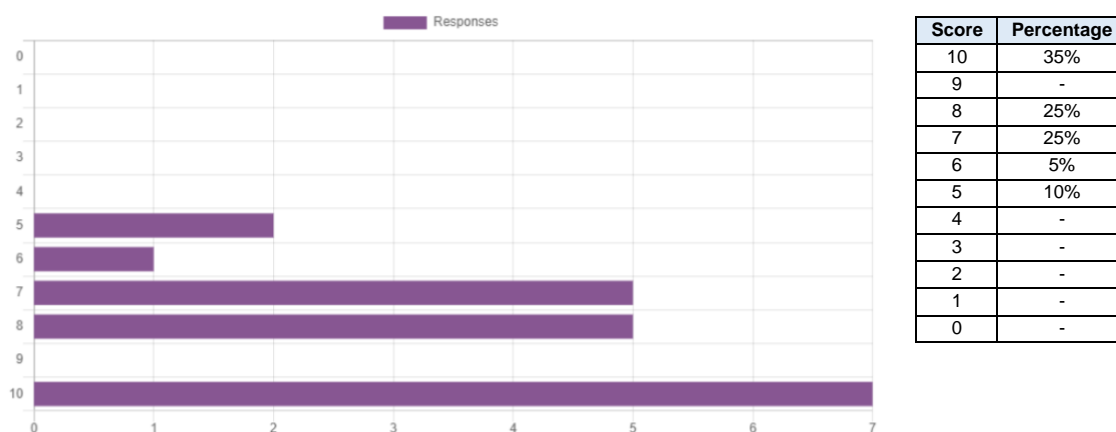
Module 1 – Inflammatory Diseases

Number of survey participants: 20

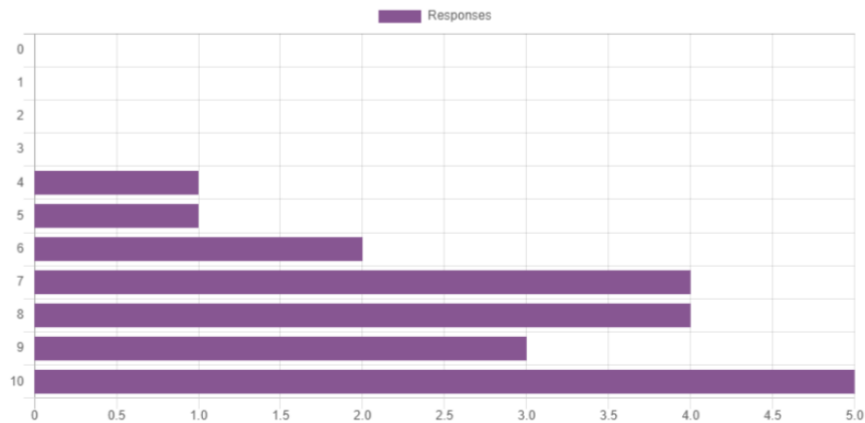
Q1: The module was very well organised.



Q2: The learning objectives and actual teaching content matched well

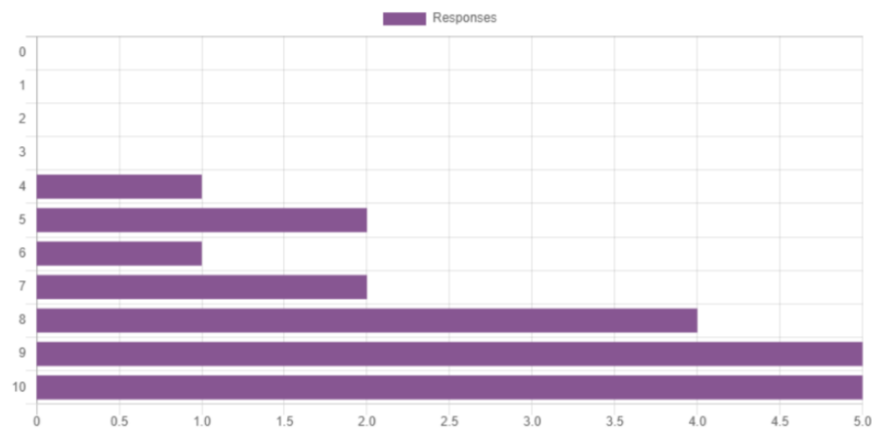


Q3: Overall the learning material was well presented and clear



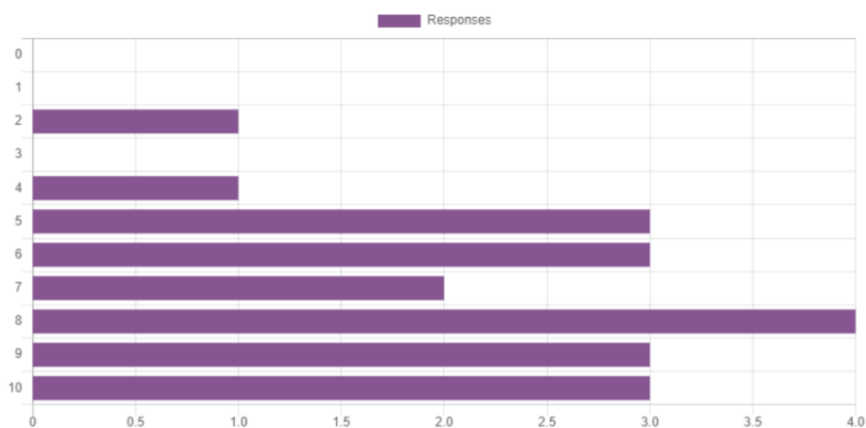
Score	Percentage
10	25%
9	15%
8	20%
7	20%
6	10%
5	5%
4	5%
3	-
2	-
1	-
0	-

Q4: The interactive cases were very helpful to my practice



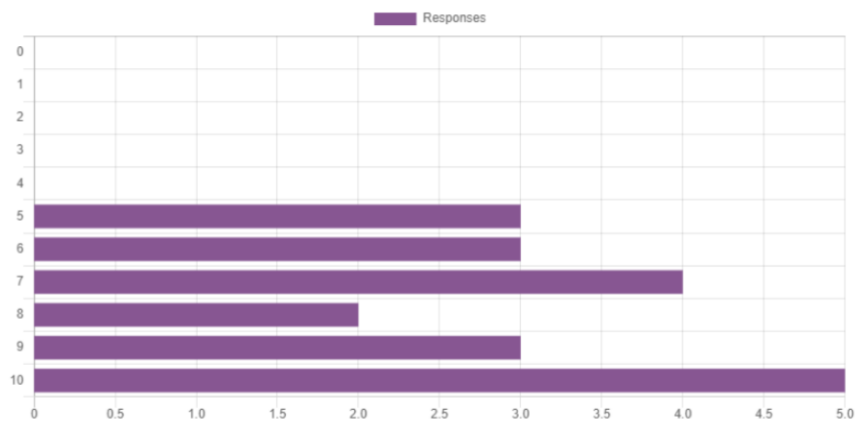
Score	Percentage
10	25%
9	25%
8	20%
7	10%
6	5%
5	10%
4	5%
3	-
2	-
1	-
0	-

Q5: The self-assessment questions at the end of each section really helped me to master the topic



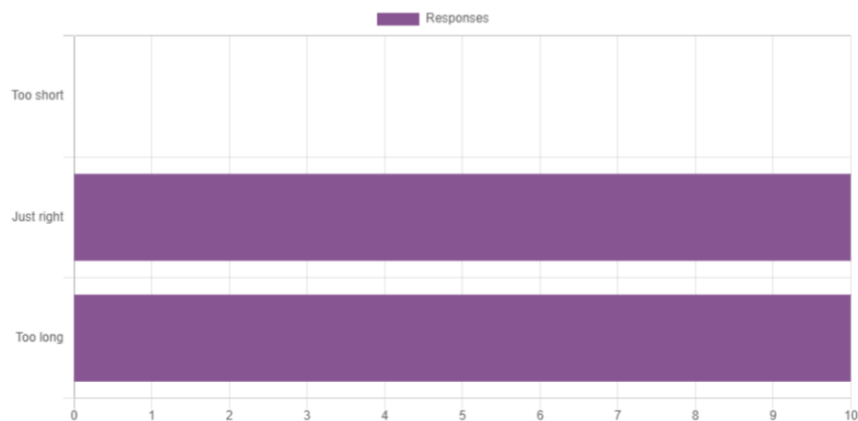
Score	Percentage
10	15%
9	15%
8	20%
7	10%
6	15%
5	15%
4	5%
3	-
2	5%
1	-
0	-

Q6: The overall quality of the images/graphs/videos/PowerPoints imbedded in the content was excellent



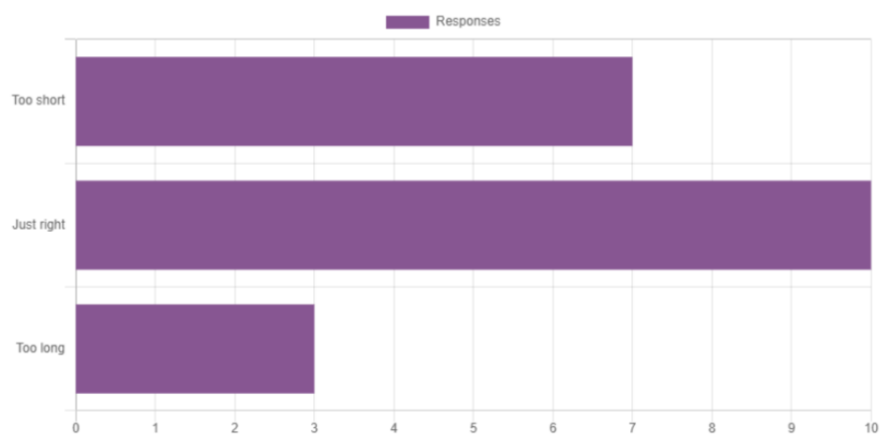
Score	Percentage
10	25%
9	15%
8	10%
7	20%
6	15%
5	15%
4	-
3	-
2	-
1	-
0	-

Q7: The amount of text for this module was



Score	Percentage
Too short	-
Just right	50%
Too long	50%

Q8: The study time estimated for this module was



Score	Percentage
Too short	35%
Just right	50%
Too long	15%

Q9: What are the three best features of this module for you

The case studies were very helpful. Each topic sub heading helped. took a long time to get though as I needed to write everything down so I could keep records of my learning
Clinical cases, self-assessment sections, amount of text
TO freshen up my knowledge on treatment strategies for RA TO get confirmation that I am doing the right things in my therapy good integration of new literature.
Self-assessment Module content
The progression of knowledge with each level Clear explanations on the assessment questions and linking back to the knowledge. Identification of pt. situations that I can relate to
1. to learn more about the extra-articular manifestations in RA 2. non-pharmacological interventions 3. exercise recommendations
1. Very god information about exercise guidelines and non-pharmacological management. 2. Case studies helpful 3. Motivational interviewing
Explanations
1. Disease description and diagnostic criteria 2. Information about medication management 3. Specific information about the effectiveness of certain interventions such as exercise
The content is very interesting, although it is not all practical as a physiotherapist, it's good to understand what the overall care of a rheumatic patient is like.
Clear information, self-assessment, tables.
- Lots of clear information - Interactive cases - Self assessments to help consolidate learning
mostly multiple-choice questions 3 attempts to test knowledge drop down functions
Interactive cases Final Quiz Clinical assessment and treatment
content is good clear good pics
Enough information, from different perspectives. Questions to test your knowledge.

Logical sequence
giving clear definitions, having provided a comprehensive overview, giving comprehensive indication of treatments
Easy to pick up and put down again in an interrupted fashion Easy to follow logical set up
Clinical case scenarios Ebp Self-assessment for each section

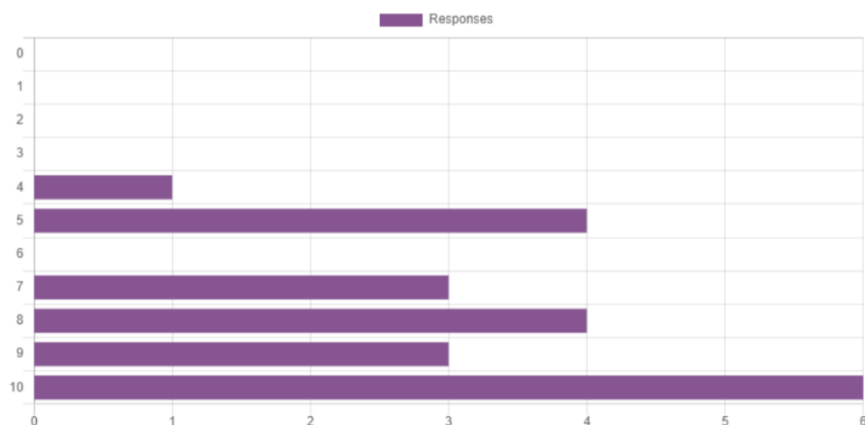
Q10: Please give any suggestions or comments here

some time it would be helpful to print off some of the information to keep for future reference.
Some of the in module self-assessment questions matched later information, given in the course.
The ID3 section is quite a lot of text and seems never ending, maybe there is a way to break this up into smaller chunks
Would benefit from more concise information delivery, some of the information was very repetitive
The cases are mostly about people with RA, maybe there could be more cases about axSpa.
- I thought this was a great module, thank you!
Would be more helpful if self-assessment questions only included content that had been covered in course. More images to reduce word count could be useful but only if copying and pasting enabled
you need to offer a handout with material. it is very difficult to write notes
More self-assessment questions to ensure full understanding of everything discussed Questions and answers that are not ambiguous or open to interpretation

Module 2 – Osteoarthritis

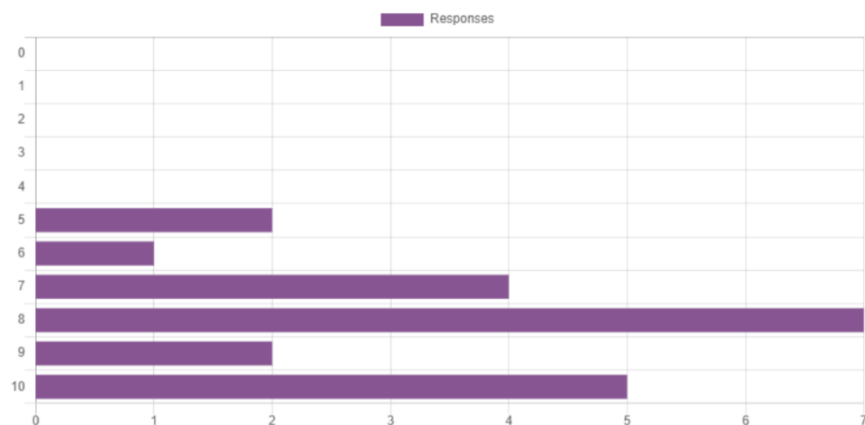
Number of survey participants: 21

Q1: The module was very well organised.



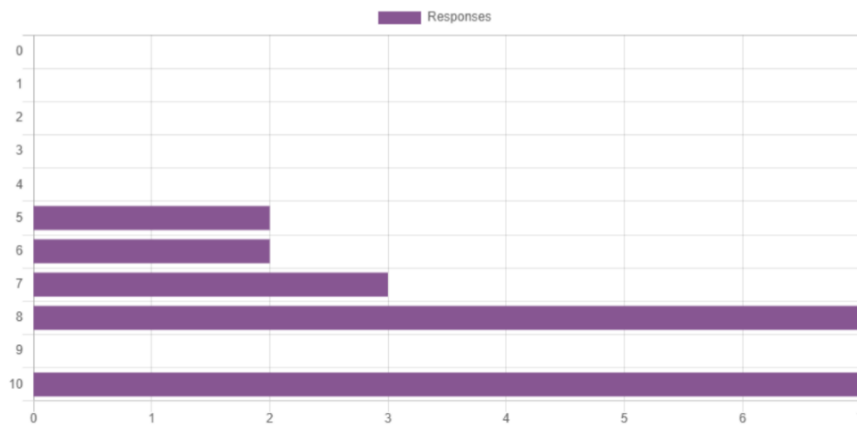
Score	Percentage
10	28.57%
9	14.29%
8	19.05%
7	14.29%
6	-
5	19.05%
4	4.76%
3	-
2	-
1	-
0	-

Q2: The learning objectives and actual teaching content matched well



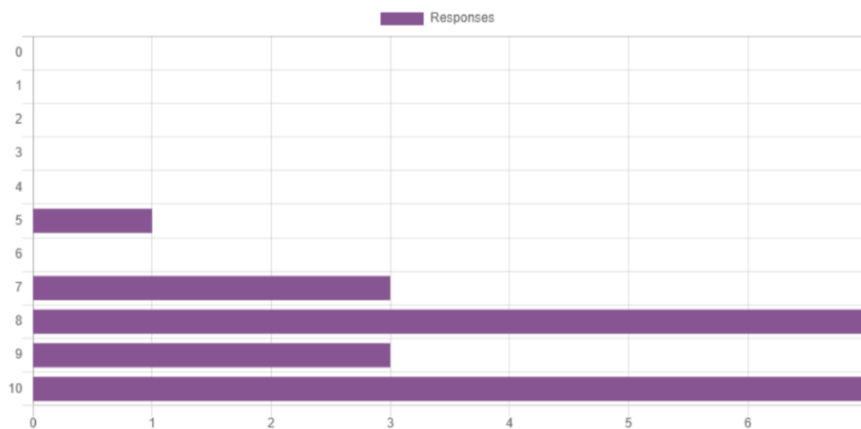
Score	Percentage
10	23.81%
9	9.52%
8	33.33%
7	19.05%
6	4.76%
5	9.52%
4	-
3	-
2	-
1	-
0	-

Q3: Overall the learning material was well presented and clear



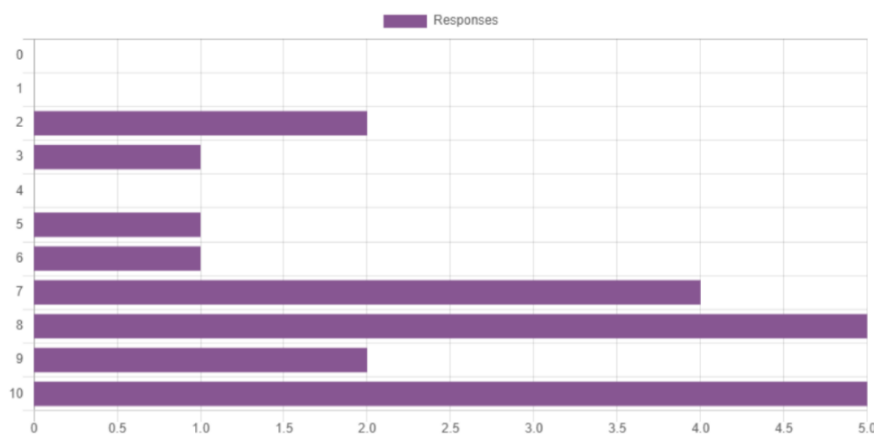
Score	Percentage
10	33.33%
9	-
8	33.33%
7	14.59%
6	9.52%
5	9.52%
4	-
3	-
2	-
1	-
0	-

Q4: The interactive cases were very helpful to my practice



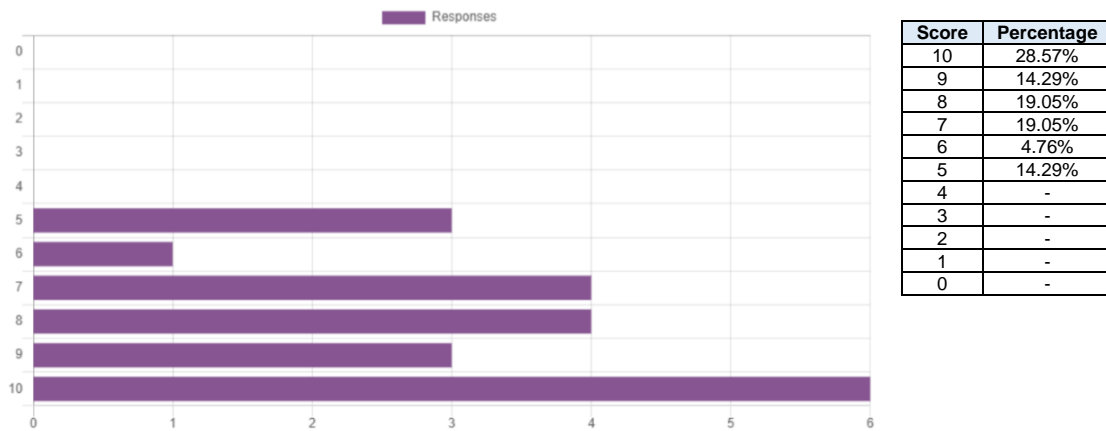
Score	Percentage
10	33.33%
9	14.29%
8	33.33%
7	14.29%
6	-
5	4.76%
4	-
3	-
2	-
1	-
0	-

Q5: The self-assessment questions at the end of each section really helped me to master the topic

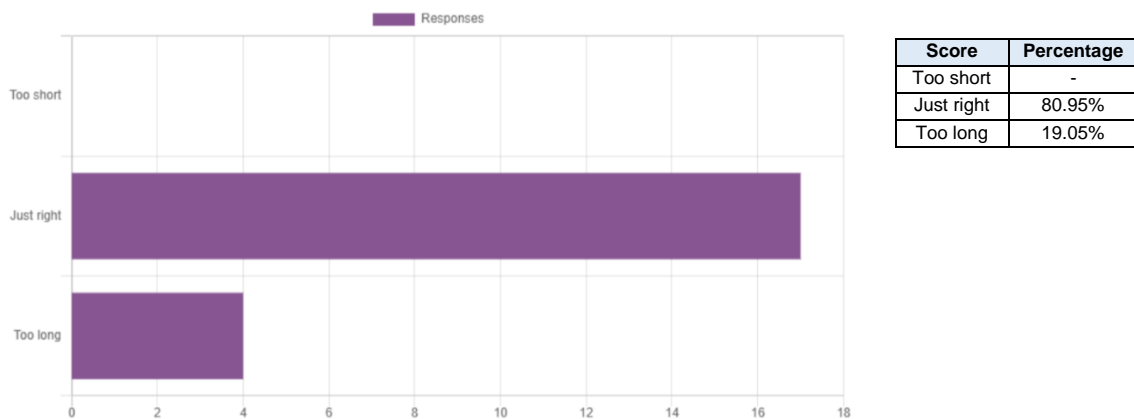


Score	Percentage
10	23.81%
9	9.52%
8	23.81%
7	19.05%
6	4.76%
5	4.76%
4	-
3	4.76%
2	9.52%
1	-
0	-

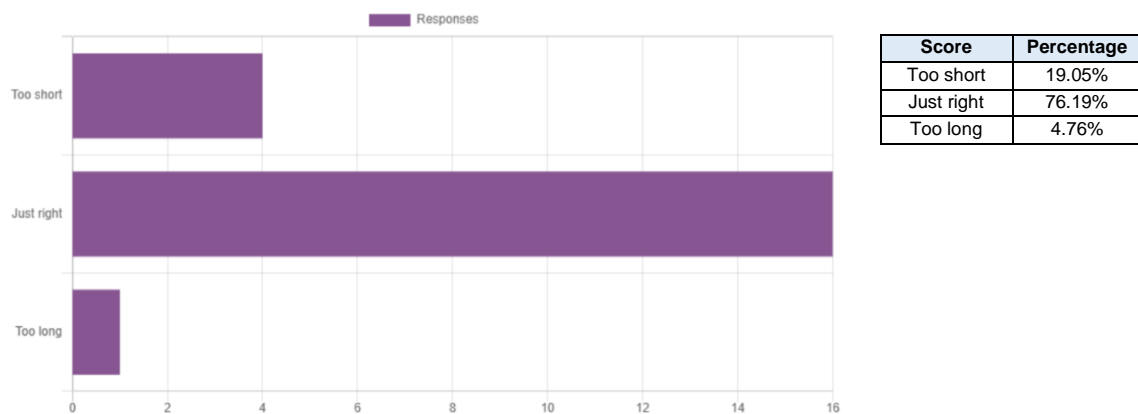
Q6: The overall quality of the images/graphs/videos/PowerPoints imbedded in the content was excellent



Q7: The amount of text for this module was



Q8: The study time estimated for this module was



Q9: What are the three best features of this module for you

- Interactive cases - Summary podcast - Summary notes
Examples to practice. Theory as a basis.
Prefer written text than podcast as I find it easier to make notes
Case studies - useful to assess and review practice The review of the consultation process
1. I learned that OA is not always progressive. 2. I learned that medication is an addicted process instead of substitute/ step up 3. communication and personalised advices are very important.
useful questionnaires and update in patient beliefs and management of that
interactive cases evidence for exercise communication
Practical implications, pathology, and physical examination
interactive cases Learning material clear, and well presented quality of images/graphs/texts
the depth and variety of questions and answers
gaining a better understanding of OA For diagnosis and treatment That care should be patient centred How to talk to the patient about
Clinical cases Showing examples of exercise Self evaluation
clear content, easy to follow good pics
Anatomy and physiology Interactive cases Summaries
The balance of work/time required was much better than the previous topic. I think 1 week might have been suitable for this was 3 weeks allowed for the previous as opposed to 2 weeks being allocated to each. Prior to undertaking this course I have never been taught about exercise and how to recommend it (doses etc) with my background as a pharmacist, so I found this to be particularly interesting and useful. Great to breakdown the old assumptions of "wear and tear" within OA. The practical recommendations and clear explanation of the re-pair cycle will greatly enhance my ability to effectively counsel patients on this condition.

Information about communication Exercise recommendations Quiz
case studies intervention advice increased understanding of different professional roles relating to OA
Information about the causes of OA Information about how we should approach patient consultations Information about exercise
casus power point
clear and concise content, but detailed enough

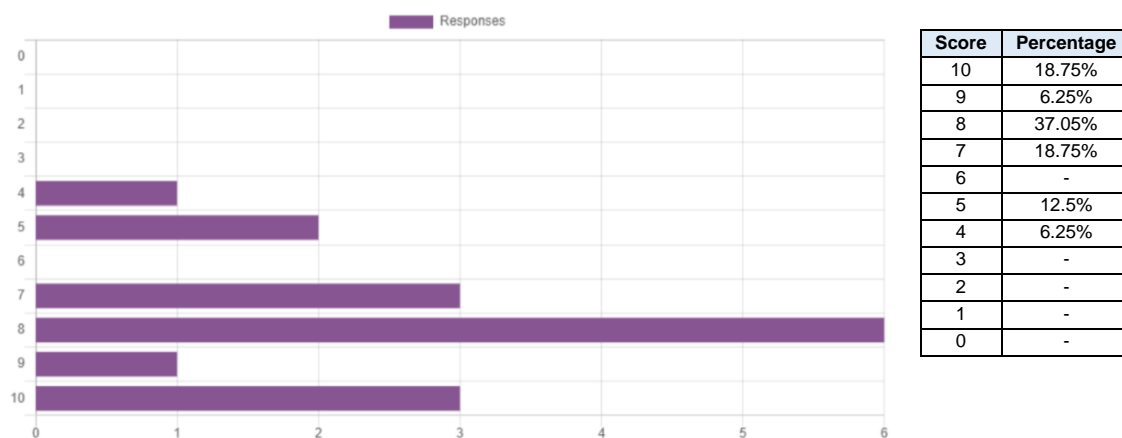
Q10: Please give any suggestions or comments here

Great module- thank you
Prefer written text than podcast as I find it easier to make notes as I go along, and can be difficult when listening to information Find heavily weight to AHP's, not much reference to nursing care and assessment
some self-assessment questions do not appear to relate to content in module
The questionnaires afterwards do not match THE subject Learned before answering them, but sometimes it matches content that hasn't been read yet.
you need to allow a lot more than 5 hours to complete the module I need to write down the information that I am taking in and this is far longer than 5 hours but a very informative module
we need a handout. It is not easy to write all the info
The instructions for the self-assessment were not completely clear for the questions where one had to make two or three choices from the available answers. The instructions did not state put a - for the answers not chosen. I had left these blank and therefore lost marks.
None, very good module
I am finding the assessments difficult - i feel some of the answers are neither correct, not incorrect, but could be multiple options depending on your clinical reasoning. They are not as "black and white" as the assessment suggest. Also, there was an assessment about chronic back pain after one of the OA modules which was completely irrelevant to this section, and I felt this was a poor oversight
having to scroll up and down because the text is divided in 2 columns. as a student it is impossible to enter the right answer when an open question is present. This is a worry for when the final exam is. Do you have to answer in such a manner, which is almost impossible as everyone uses their own words to explain something

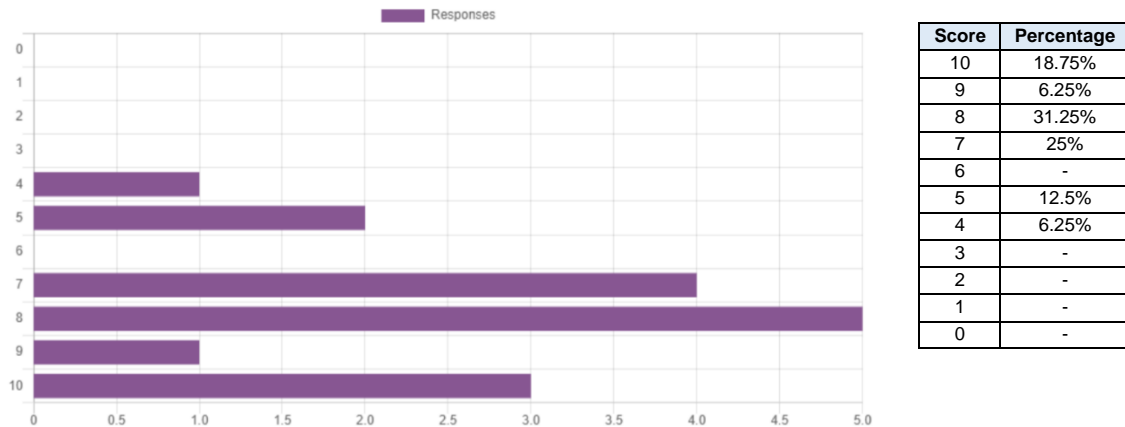
Module 3 – Pain Syndromes

Number of survey participants: 16

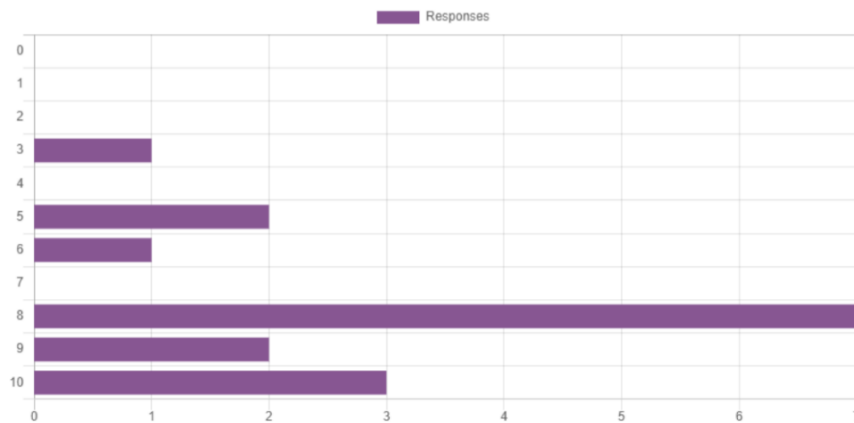
Q1: The module was very well organised.



Q2: The learning objectives and actual teaching content matched well

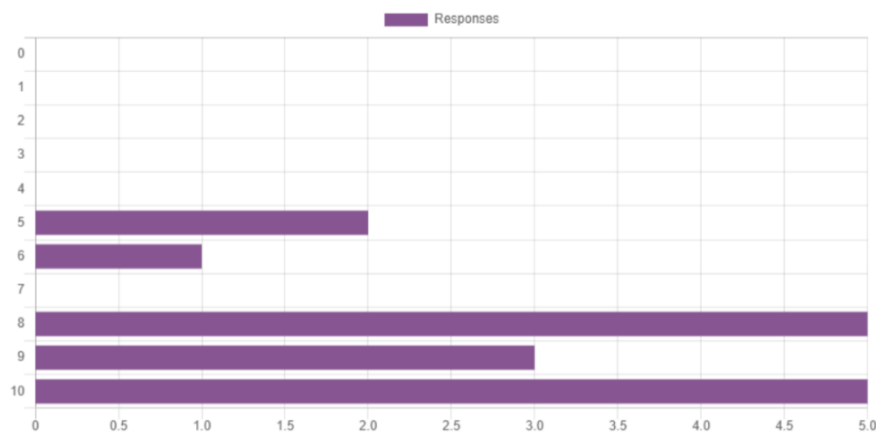


Q3: Overall the learning material was well presented and clear



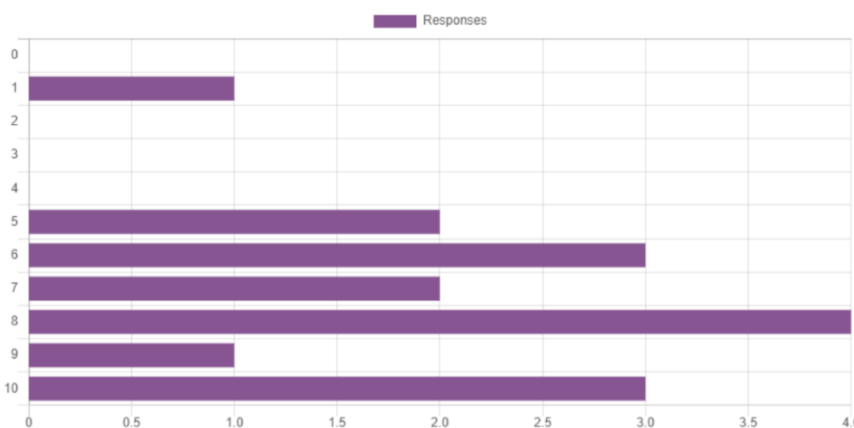
Score	Percentage
10	18.75%
9	12.5%
8	43.75%
7	-
6	6.25%
5	12.5%
4	-
3	6.25%
2	-
1	-
0	-

Q4: The interactive cases were very helpful to my practice



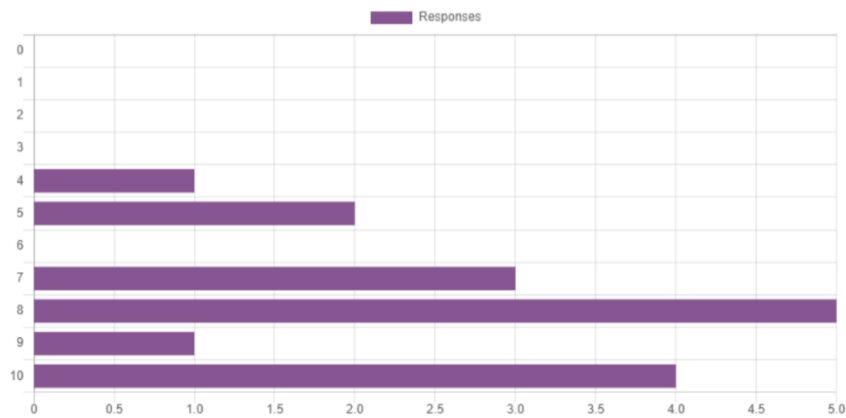
Score	Percentage
10	31.25%
9	18.75%
8	31.25%
7	-
6	6.25%
5	12.5%
4	-
3	-
2	-
1	-
0	-

Q5: The self-assessment questions at the end of each section really helped me to master the topic



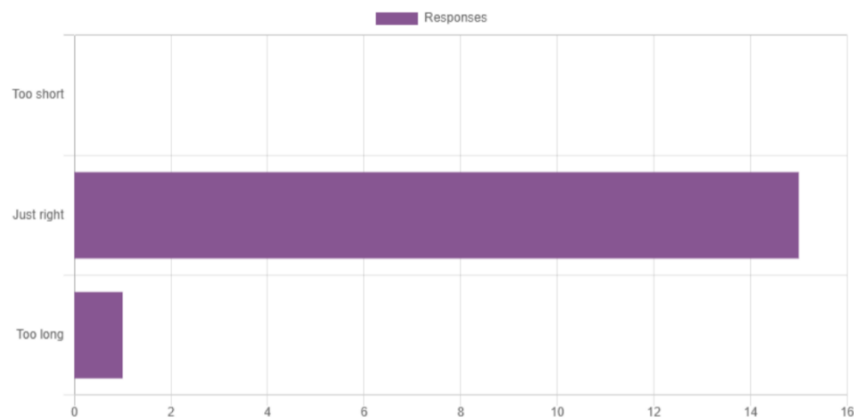
Score	Percentage
10	18.75%
9	6.25%
8	25%
7	12.5%
6	18.75%
5	12.5%
4	-
3	-
2	-
1	6.25%
0	-

Q6: The overall quality of the images/graphs/videos/PowerPoints imbedded in the content was excellent



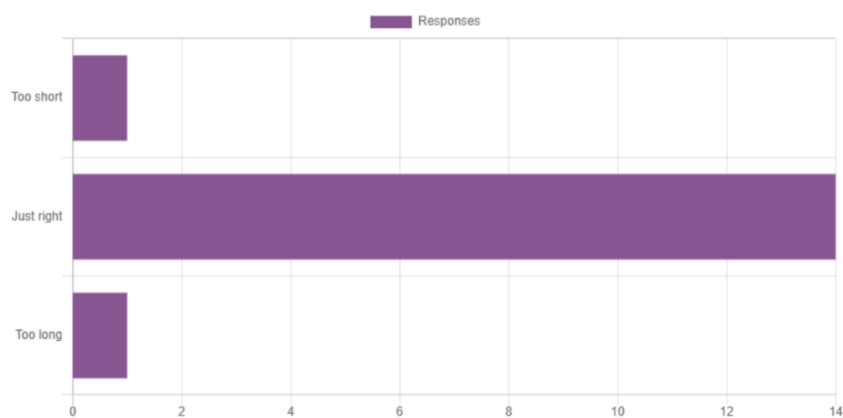
Score	Percentage
10	25%
9	6.25%
8	31.25%
7	18.75%
6	-
5	12.5%
4	6.25%
3	-
2	-
1	-
0	-

Q7: The amount of text for this module was



Score	Percentage
Too short	-
Just right	93.75%
Too long	6.25%

Q8: The study time estimated for this module was



Score	Percentage
Too short	6.25%
Just right	87.5%
Too long	6.25%

Q9: What are the three best features of this module for you

Anatomy and physiology Summary sheet Interactive cases
the case studies are good, but the answers have to be exactly as the text otherwise it's never correct. interesting topic of lack of understanding graded activity
Content delivered with different modalities (video, podcast, written material) Clinical cases Self-evaluation between contents
EXPLORING DIFERENT SCALES INCREASED KNOWELDEG OF DIFFERNET APPROACHES CBT INSIGHT
increased knowledge Thinking how to talk to pt. to prevent negative thoughts/actions applying theory to practice
The written information about the condition The practical advice about how to treat patients
The content is good
info on invalidation was useful.
Interactive case studies, clear text , video content.
interactive
a practical approach to fobromyalgia measurement scales back pain categorization
I like the video with explanation about the topic. This makes the content very clear and easier to understand. Personally listening/watching content is easier for me than Reading when studying the content. It requires less focus than Reading and I remember things I hear for a longer period than I do after reading. But this might be personal preferences. Also the clinical cases are the parts when I learn the most and learn to apply the things I learn. That's when the learning content falls into places.
- Review notes - Review podcast - Interactive cases
subject, in dept discussion, the part about invalidating

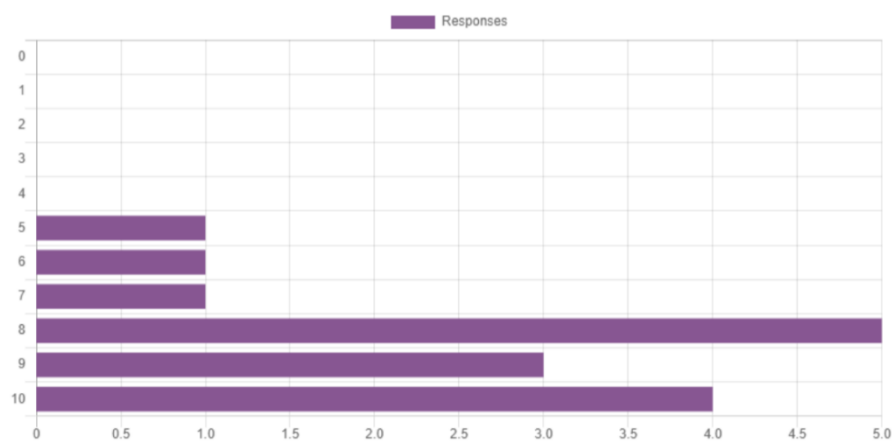
Q10: Please give any suggestions or comments here

The test instructions were not completely clear for the questions asking one to pick two or three answers from the list available. did not say put a - for answers not correct.
Unfortunately, not for the first time, I have found the quiz at the end completely unhelpful. I feel that some of the questions and answers are too vague, or that more than one option could be right given the way that they are phrased. This gives me major concerns about the exam in June and makes me think that I am likely to fail because of the "grey" language that is used.
I would recommend to add video presentation. they are more effective- especially video of assessment / interview etc
make questionnaires more available check your links to the questionnaire they don't always work http://www.nfer-nelson.co.uk/ does not work
Did not feel that the various assessment questionnaires in the module assessment were well explored in the text of the module.
More videos or audio would be nice. More clinical cases, maybe even concerning the profession the student practices.
the button "go back to course' is not working properly.

Module 4 – Rare Diseases

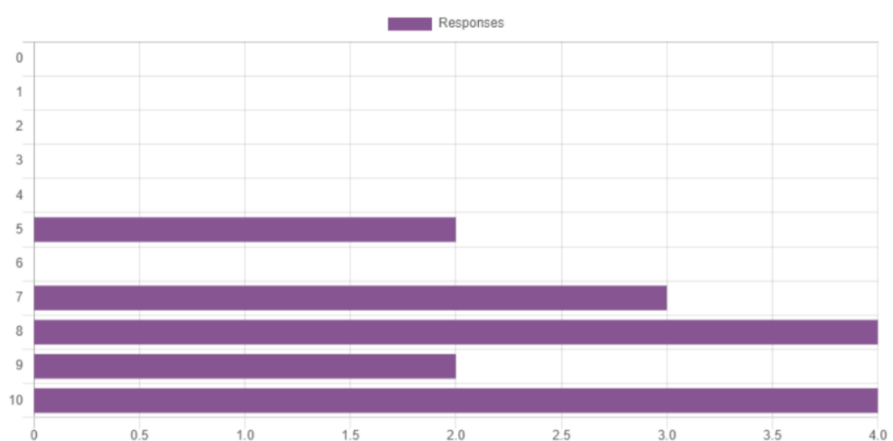
Number of survey participants: 15

Q1: The module was very well organised.



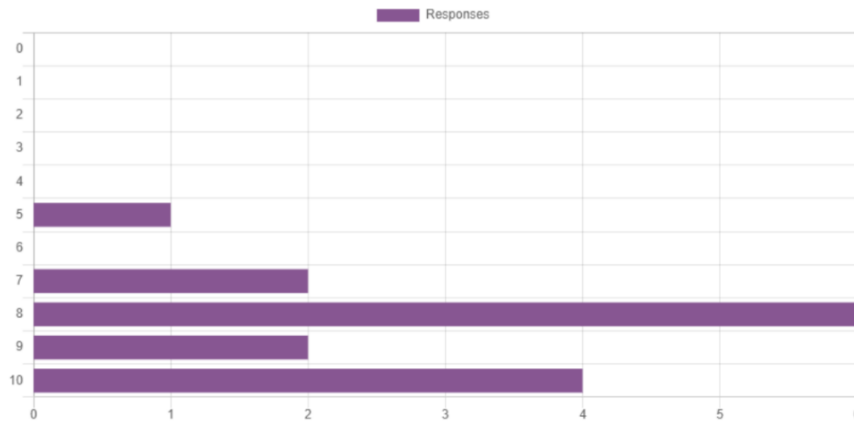
Score	Percentage
10	26.67%
9	20%
8	33.33%
7	6.67%
6	6.67%
5	6.67%
4	-
3	-
2	-
1	-
0	-

Q2: The learning objectives and actual teaching content matched well



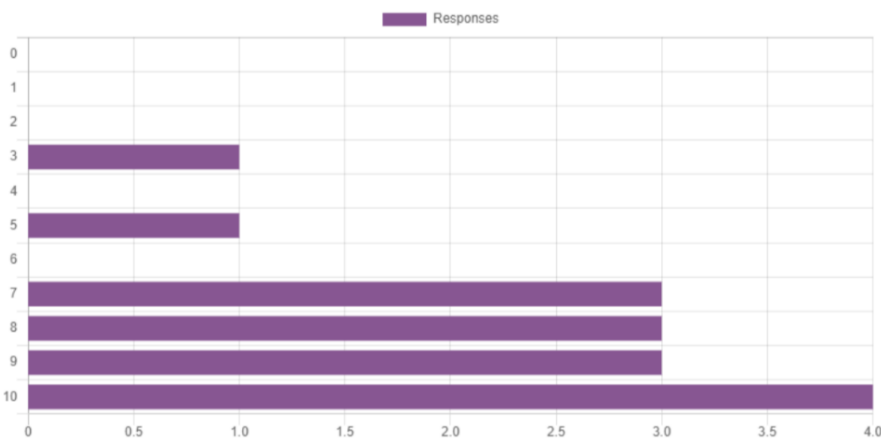
Score	Percentage
10	26.67%
9	13.33%
8	26.67%
7	20%
6	-
5	13.33%
4	-
3	-
2	-
1	-
0	-

Q3: Overall the learning material was well presented and clear



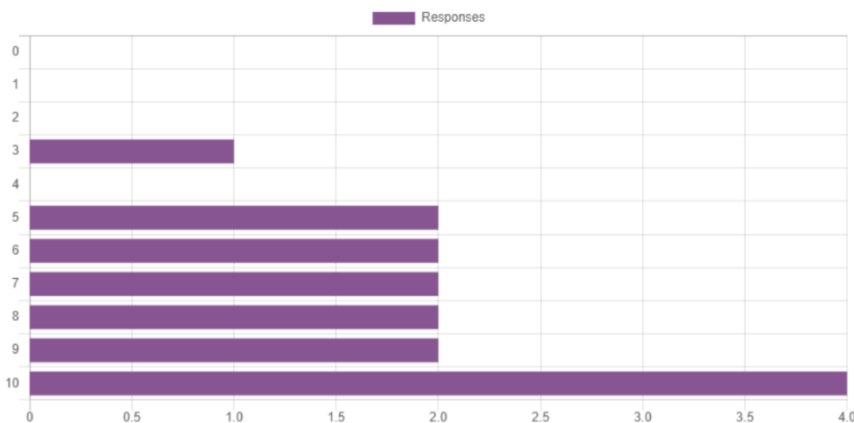
Score	Percentage
10	26.67%
9	13.33%
8	40%
7	13.33%
6	-
5	6.67%
4	-
3	-
2	-
1	-
0	-

Q4: The interactive cases were very helpful to my practice



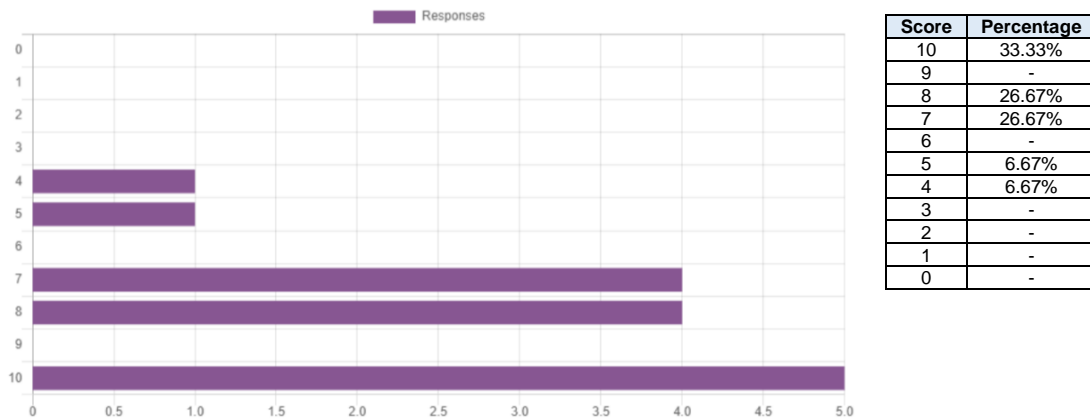
Score	Percentage
10	26.67%
9	20%
8	20%
7	20%
6	-
5	6.67%
4	-
3	6.67%
2	-
1	-
0	-

Q5: The self-assessment questions at the end of each section really helped me to master the topic

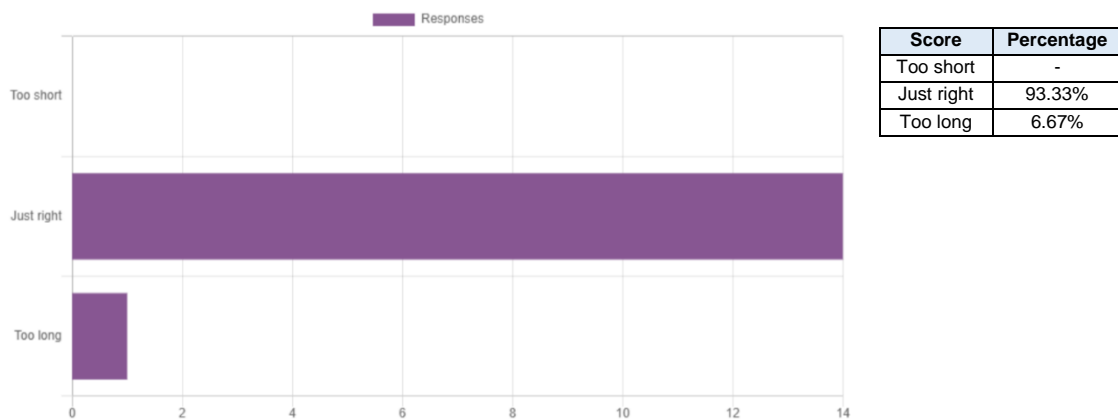


Score	Percentage
10	26.67%
9	13.33%
8	13.33%
7	13.33%
6	13.33%
5	13.33%
4	-
3	6.67%
2	-
1	-
0	-

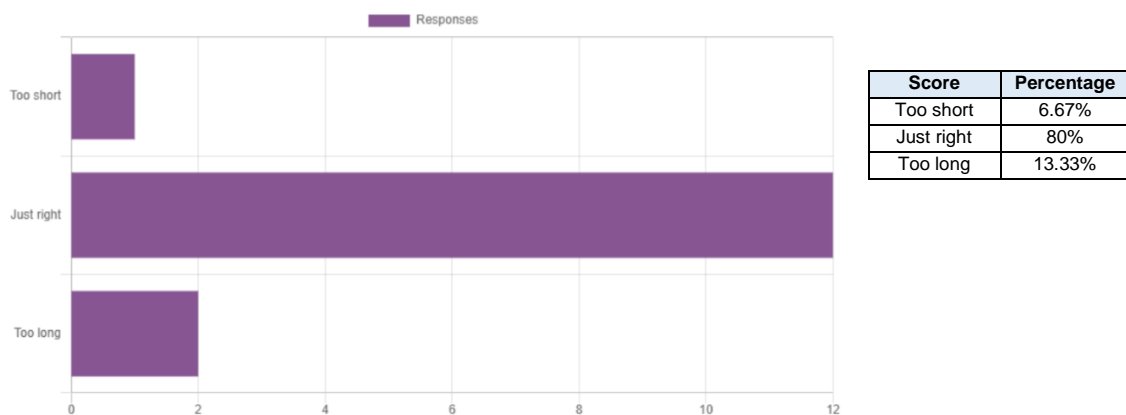
Q6: The overall quality of the images/graphs/videos/PowerPoints imbedded in the content was excellent



Q7: The amount of text for this module was



Q8: The study time estimated for this module was



Q9: What are the three best features of this module for you

clear description of symptoms and treatment modalities
range of topics covered greater understanding of SSc and CRPS
interactive case study does not match the SSc case in de video with the presentation.
clinical case studies, multiple types of learning, e.g. text, video, audio.
1) Graphics 2) Interactive cases 3) Information about the condition and treatment ideas despite lack of evidence
Tables. pictures podcast
-The interactive case video was very helpful, everything was explained well. - Also the video was good quality and easy to follow. - The most self-assessment questionnaires did match very well with the content.
Video on physical activity and function
new information i never read nor interested me before
NEW KNOWLEDGE GAINED ON CONDITION NOT OFTEN ADDRESSED INCREASED AWARENESS OF DIFFERENTIAL DIAGNOSIS CHALLENGE IN RESEARCH TO ENHANCE PRACTICE
- Interactive cases - Summary podcast - Summary notes
management,
Variety of presentation Anatomy and physiology

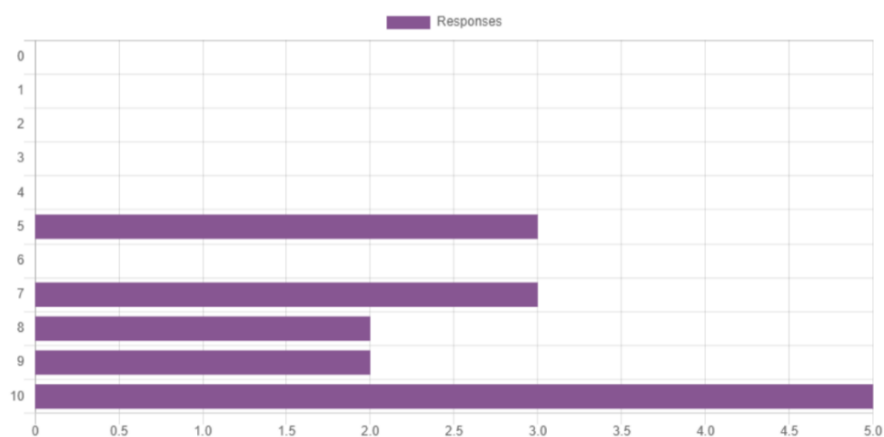
Q10: Please give any suggestions or comments here

self-assessment questions don't always seem related to content read in the previous section.
The whole module was based on SSc, and one of the clinical cases was about CRPS despite no mention of this beforehand.
The last part of complex regional pain syndrome, was only an interactive case. I didn't learn anything about it in the text before because it was all about scleroderma. Also, it was just one question more questionnaires would be nice.

Module 5 – Psychosocial Approaches

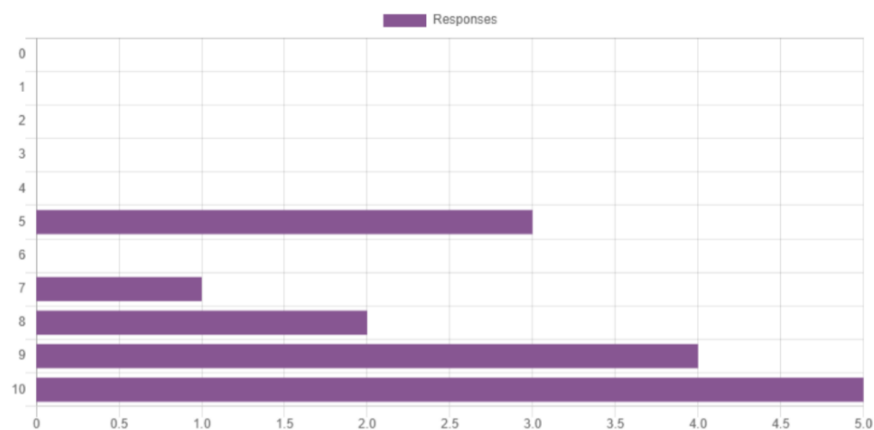
Number of survey participants: 15

Q1: The module was very well organised.



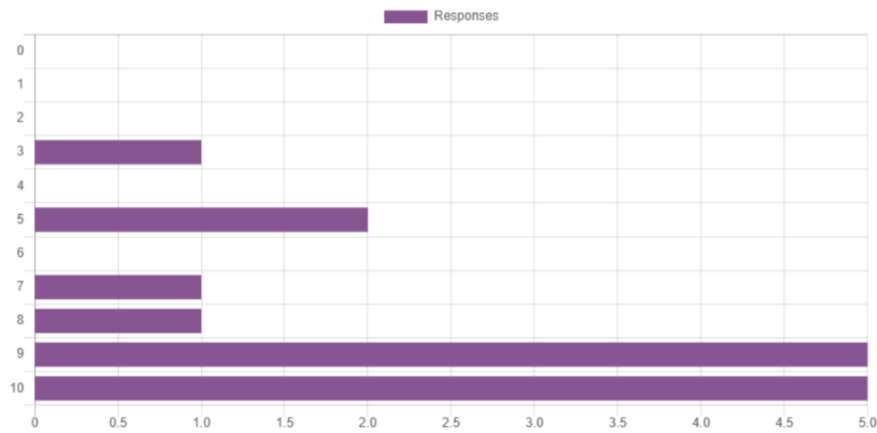
Score	Percentage
10	33.33%
9	13.33%
8	13.33%
7	20%
6	-
5	20%
4	-
3	-
2	-
1	-
0	-

Q2: The learning objectives and actual teaching content matched well



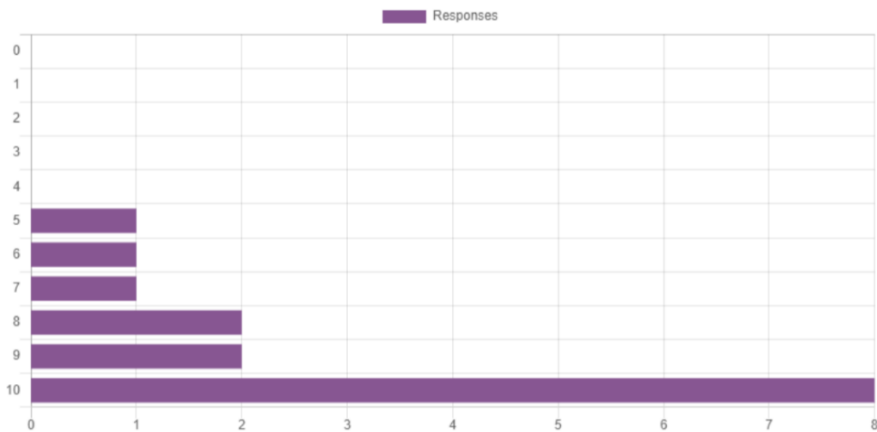
Score	Percentage
10	33.33%
9	26.67%
8	13.33%
7	6.67%
6	-
5	20%
4	-
3	-
2	-
1	-
0	-

Q3: Overall the learning material was well presented and clear



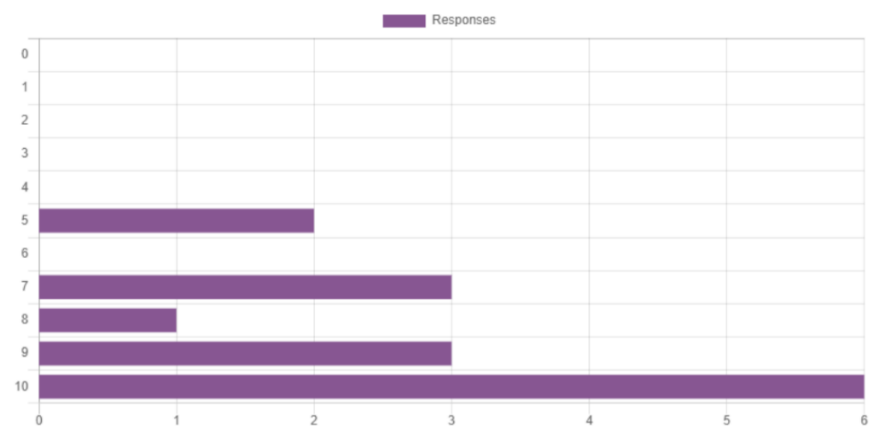
Score	Percentage
10	33.33%
9	33.33%
8	6.67%
7	6.67%
6	-
5	13.33%
4	-
3	6.67%
2	-
1	-
0	-

Q4: The interactive cases were very helpful to my practice



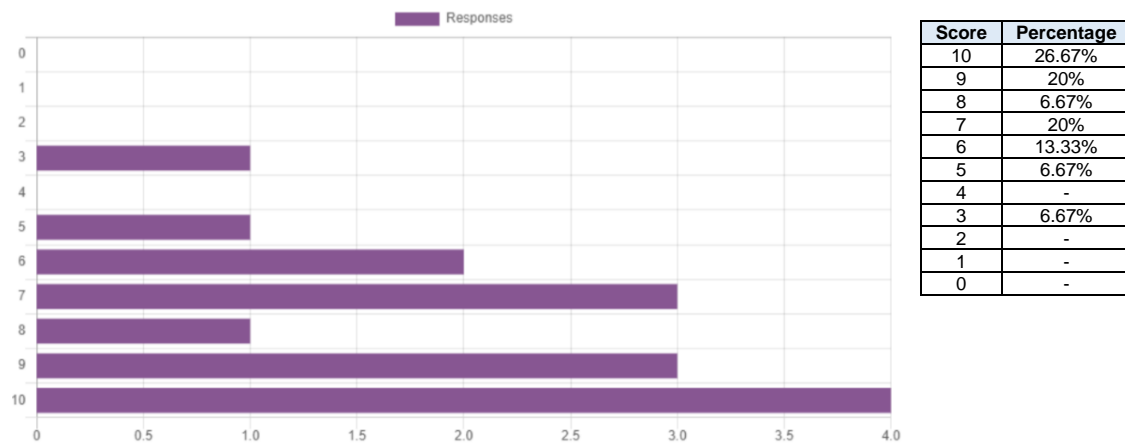
Score	Percentage
10	53.33%
9	13.33%
8	13.33%
7	6.67%
6	6.67%
5	6.67%
4	-
3	-
2	-
1	-
0	-

Q5: The self-assessment questions at the end of each section really helped me to master the topic

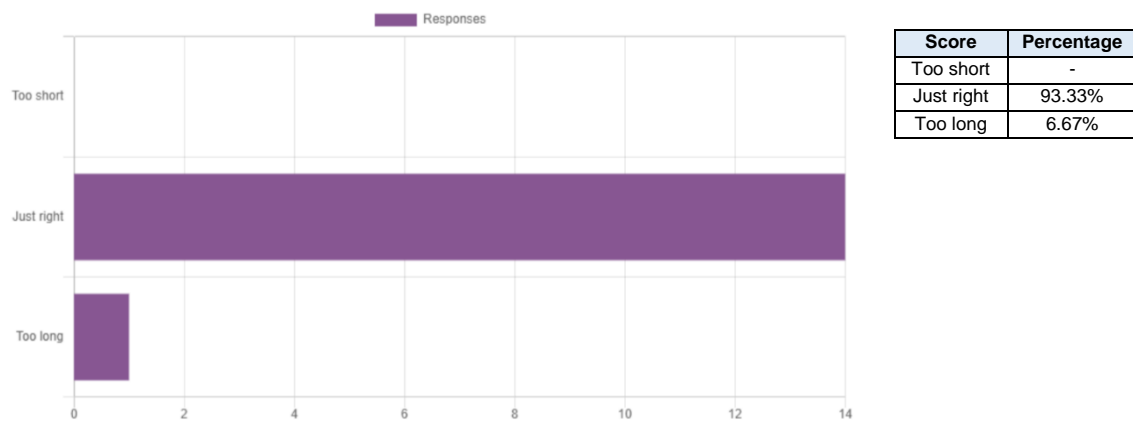


Score	Percentage
10	40%
9	20%
8	6.67%
7	20%
6	-
5	13.33%
4	-
3	-
2	-
1	-
0	-

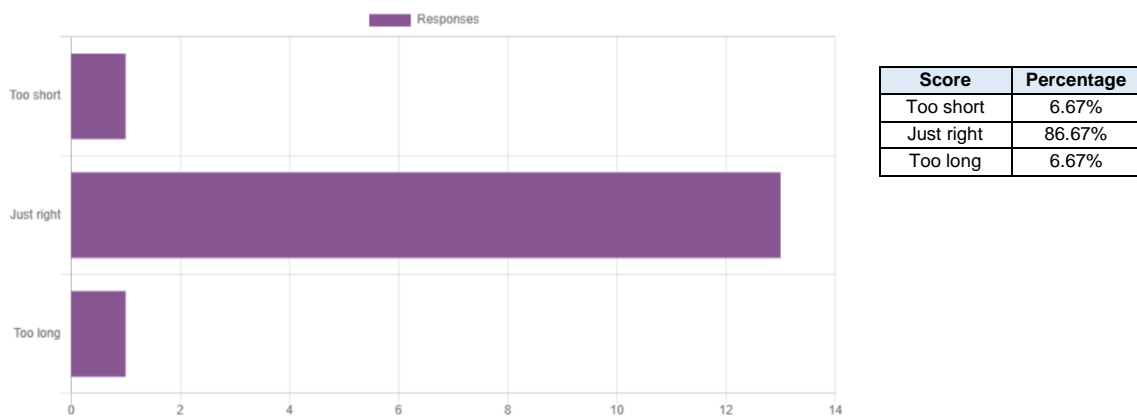
Q6: The overall quality of the images/graphs/videos/PowerPoints imbedded in the content was excellent



Q7: The amount of text for this module was



Q8: The study time estimated for this module was



Q9: What are the three best features of this module for you

video interactive cases self-assessment questions
- Podcast - Summary sheet - Interactive cases
Self-assessment Final key points in pdf Clinical cases
Interactive cases
the casus presented real to the daily practice useful in the daily practice
tables, clinical cases
- the interactive cases were very helpful to apply the knowledge that you just obtained into practice. - The video, because there is a lot of text, a video with spoken words makes it easier to take up new information. - The topic itself is very useful. You can know a lot about the diseases, but it doesn't mean that makes you a good Health care professional. It's nice to know how to approach a patient.
it was very useful. management and understanding and accepting the disease
Video lectures and podcast were a really useful
interventions examples
reinforced my practice great refresher good insight into different theoretical perspectives.
notes are very good to have interactive studies were all multiple choice
1. Info about pain and psychosocial approaches to managing this 2. Interactive clinical cases 3. The video about motivational interviewing/goal setting for a patient with RA from YouTube

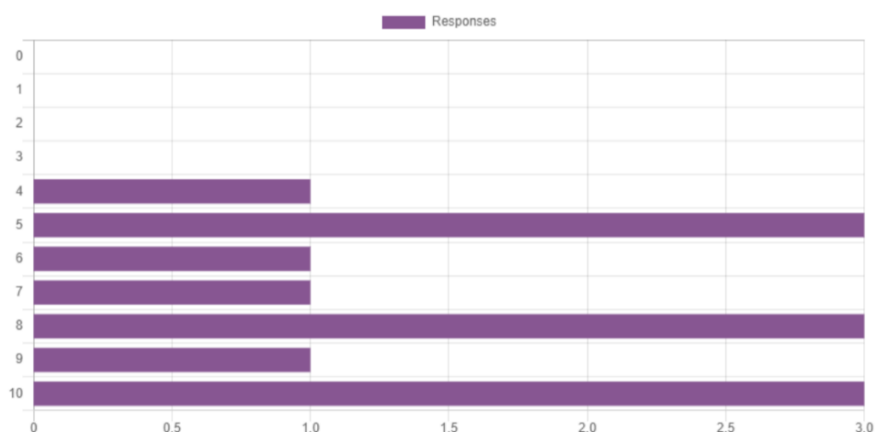
10: Please give any suggestions or comments here

- The video is nice, but in my opinion it was a lot of information that I read before. This makes it less easy to concentrate at what is being told.
It may be of benefit for the course organisers to review the language used in this course. It is clear that parts of this module were written by someone whose second language is English. This made some of the information and questions difficult to understand.

Module 6 – Assessment and Evaluation

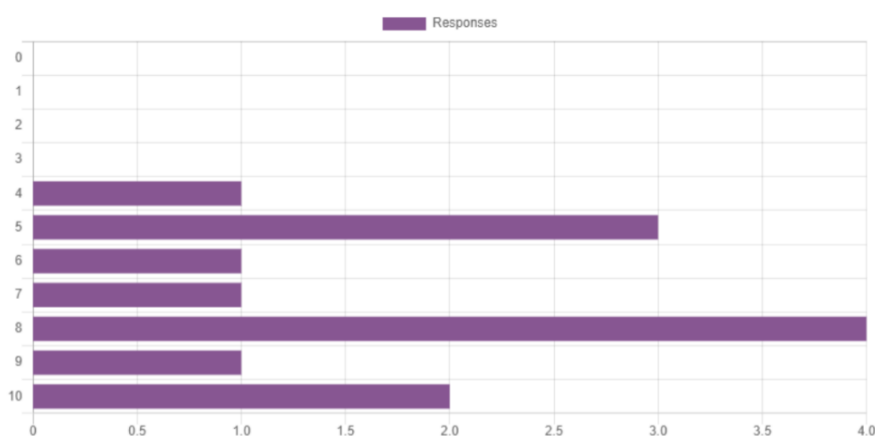
Number of survey participants: 13

Q1: The module was very well organised.



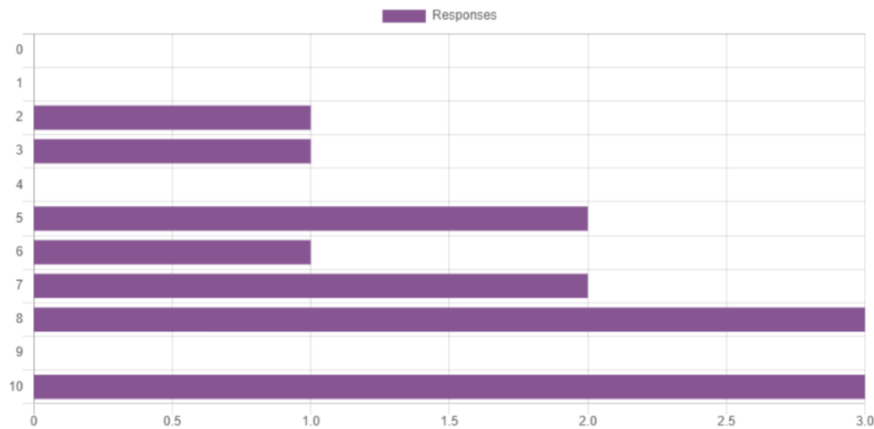
Score	Percentage
10	23.08%
9	7.69%
8	23.08%
7	7.69%
6	7.69%
5	23.08%
4	7.69%
3	-
2	-
1	-
0	-

Q2: The learning objectives and actual teaching content matched well



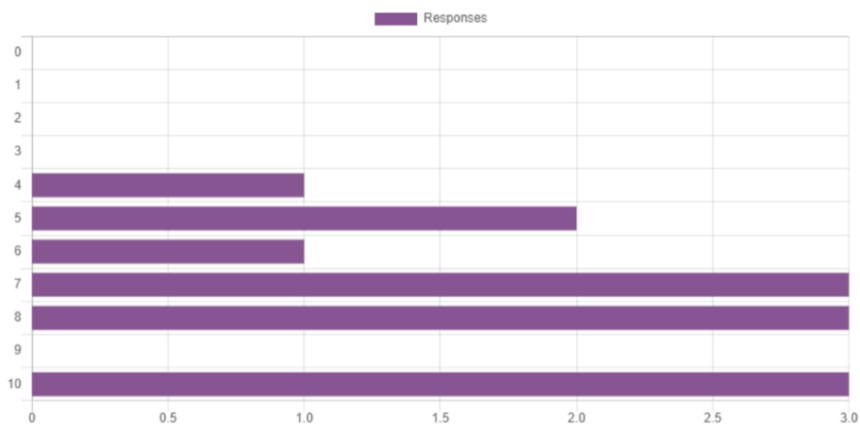
Score	Percentage
10	15.38%
9	7.69%
8	30.77%
7	7.69%
6	7.69%
5	23.08%
4	7.69%
3	-
2	-
1	-
0	-

Q3: Overall the learning material was well presented and clear



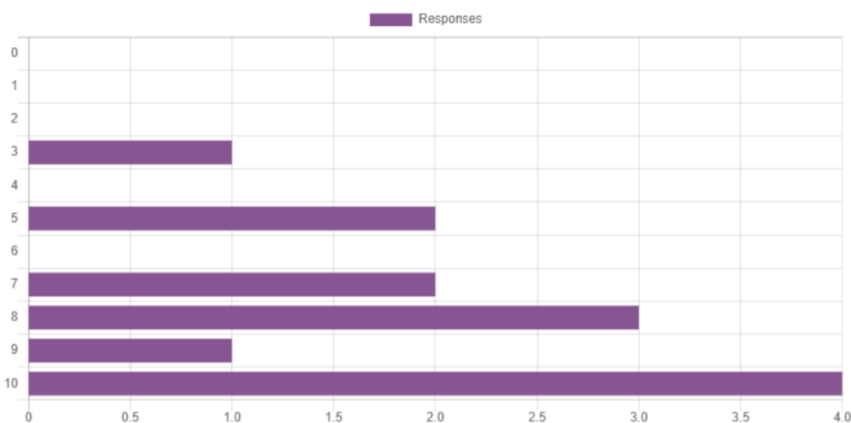
Score	Percentage
10	23.08%
9	-
8	23.08%
7	15.38%
6	7.69%
5	15.38%
4	-
3	7.69%
2	7.69%
1	-
0	-

Q4: The interactive cases were very helpful to my practice



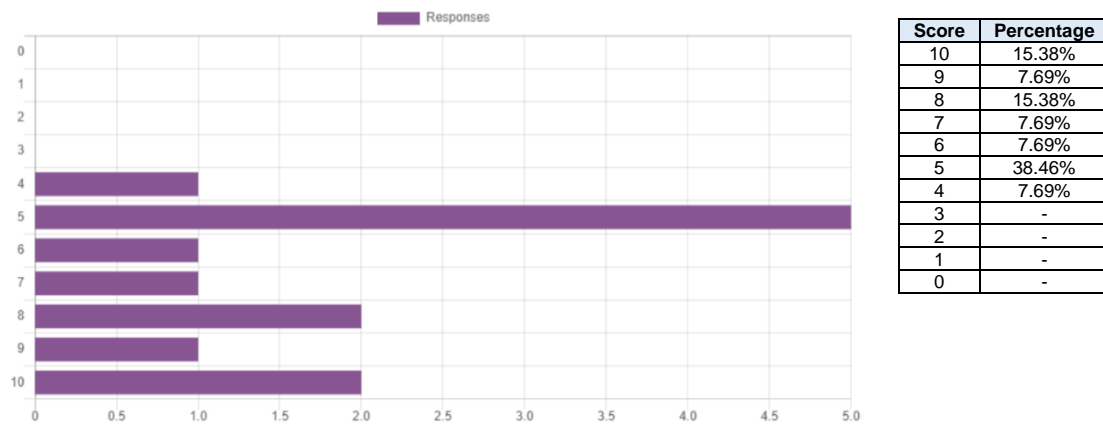
Score	Percentage
10	23.08%
9	-
8	23.08%
7	23.08%
6	7.69%
5	15.38%
4	7.69%
3	-
2	-
1	-
0	-

Q5: The self-assessment questions at the end of each section really helped me to master the topic

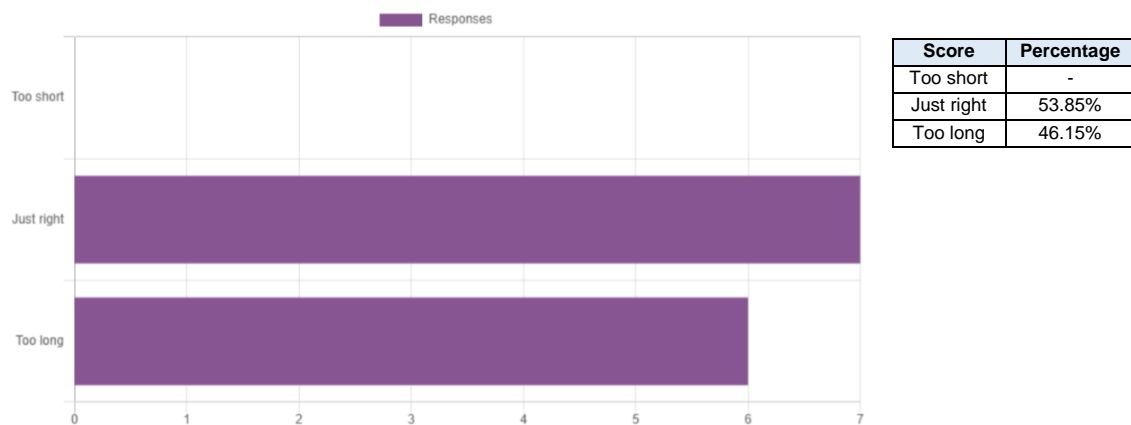


Score	Percentage
10	30.77%
9	7.69%
8	23.08%
7	15.38%
6	-
5	15.38%
4	-
3	7.69%
2	-
1	-
0	-

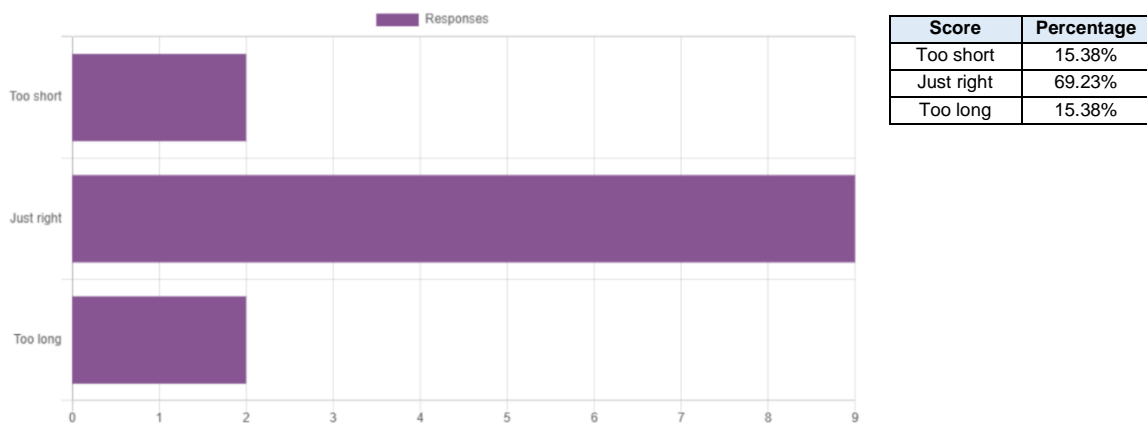
Q6: The overall quality of the images/graphs/videos/PowerPoints imbedded in the content was excellent



Q7: The amount of text for this module was



Q8: The study time estimated for this module was



Q9: What are the three best features of this module for you

Interactive case 1 Interactive case 2 Can't identify a third feature
different tools to explore in more detail research terminology update reflect on need to balance qual and quant data in goal setting
I liked the self-assessment because it came clear how to use the content I just learned. Also it was very comprehensive. I like that this was a topic on itself and not mixed in the other topic so you can learn better about this topic. The clinical cases were very helpful to apply the knowledge.
interactive cases, self-assessment, well structured
it was a repetition of facts and knowledge
Clarified some difficult subjects, case studies helpful but not as good as others
- education about scientific measures and validity to better read/understand studies
interactive cases
outcome measure
1. Great to have a recap of how to choose, use and interpret assessment tools 2. Good to have an awareness of tools used across a number of disciplines 3. nil further

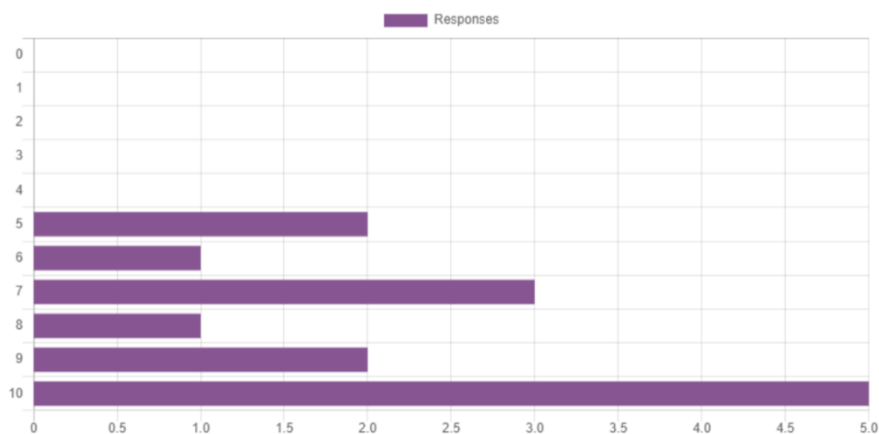
10: Please give any suggestions or comments here

Self-assessment too long
The subject was quite long. I understand the value of this subject for a health professional, but I think it weighs too much compared to the other subjects, while any health professional probably already learned this in school before graduating.
very dry material for me to master luckily the cases were very helpful
This module would benefit from a video as the concepts are important and explanations long winded, needed more clarity
little bit "dry". The test (more interactive) was the best learning item
Some of the questions were very specific in relation to the interpretation of outcome measures. Not every professional is aware of or uses the outcome measures discussed, and as a result some of the questions were difficult to answer. Furthermore, these assessment tools were not discussed in detail during the module

Module 7 – Interventions

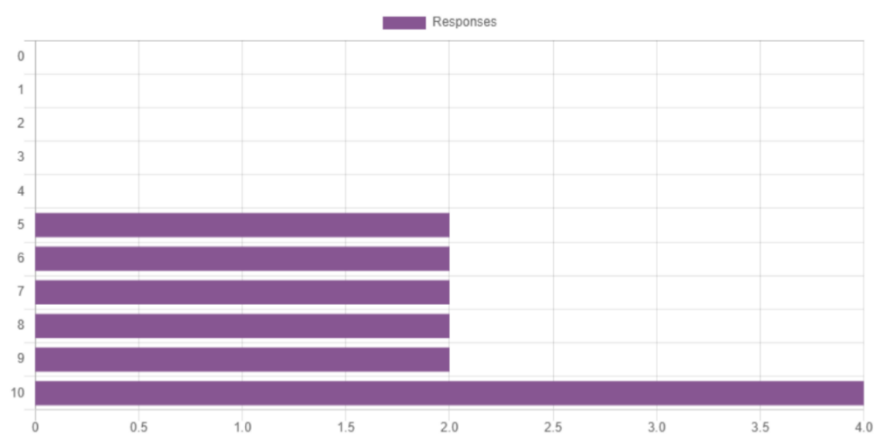
Number of survey participants: 14

Q1: The module was very well organised.



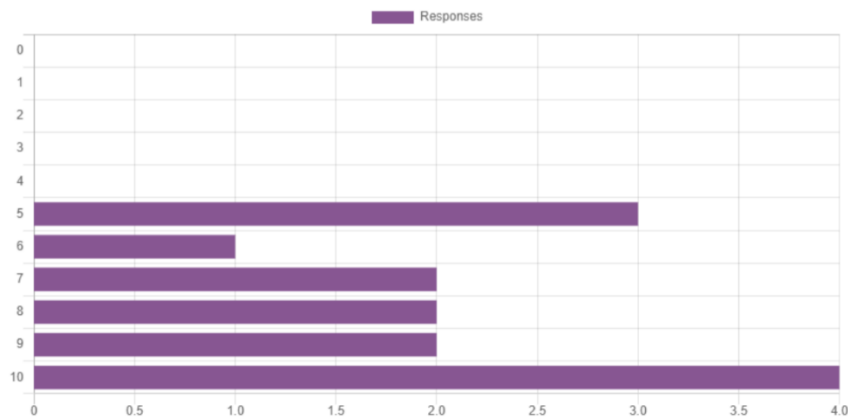
Score	Percentage
10	35.71%
9	14.59%
8	7.14%
7	21.43%
6	7.14%
5	14.29%
4	-
3	-
2	-
1	-
0	-

Q2: The learning objectives and actual teaching content matched well



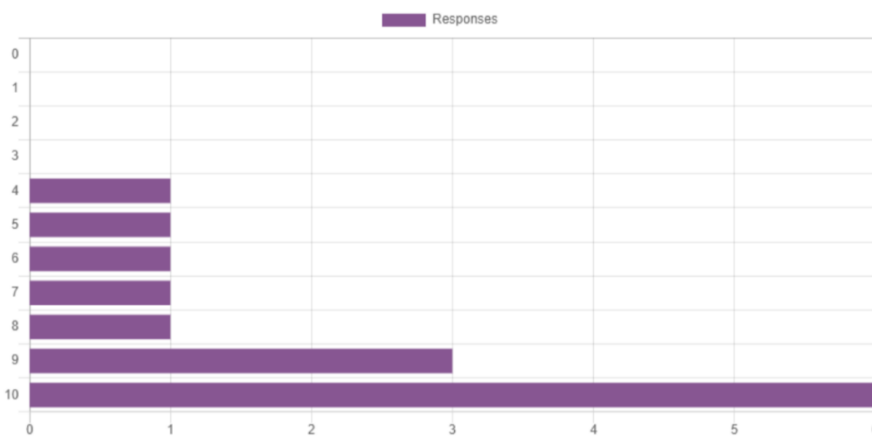
Score	Percentage
10	28.57%
9	14.29%
8	14.29%
7	14.29%
6	14.29%
5	14.29%
4	-
3	-
2	-
1	-
0	-

Q3: Overall the learning material was well presented and clear



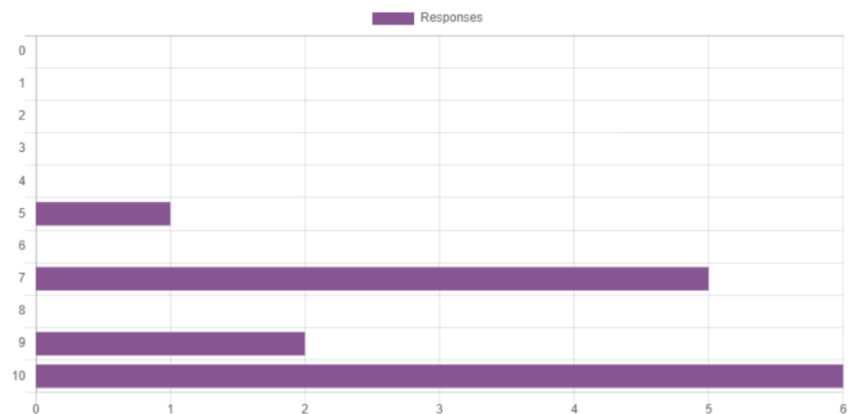
Score	Percentage
10	28.57%
9	14.29%
8	14.29%
7	14.29%
6	7.14%
5	21.43%
4	-
3	-
2	-
1	-
0	-

Q4: The interactive cases were very helpful to my practice



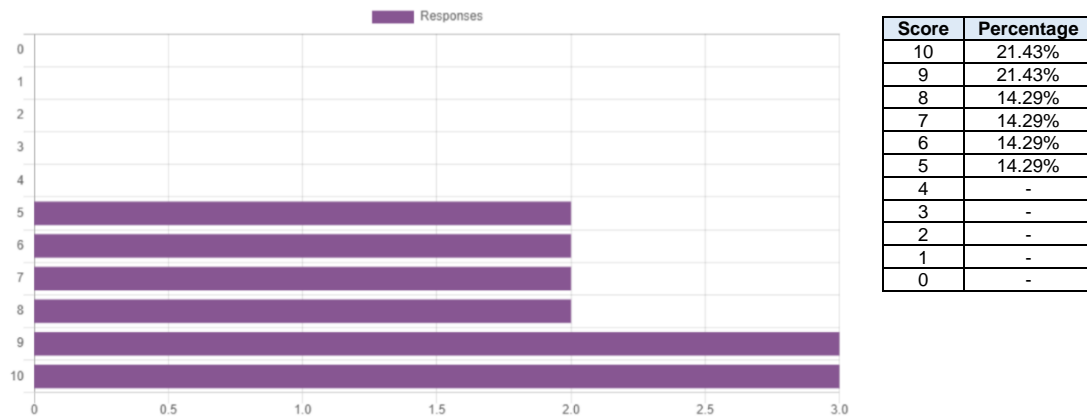
Score	Percentage
10	42.86%
9	21.43%
8	7.14%
7	7.14%
6	7.14%
5	7.14%
4	7.14%
3	-
2	-
1	-
0	-

Q5: The self-assessment questions at the end of each section really helped me to master the topic

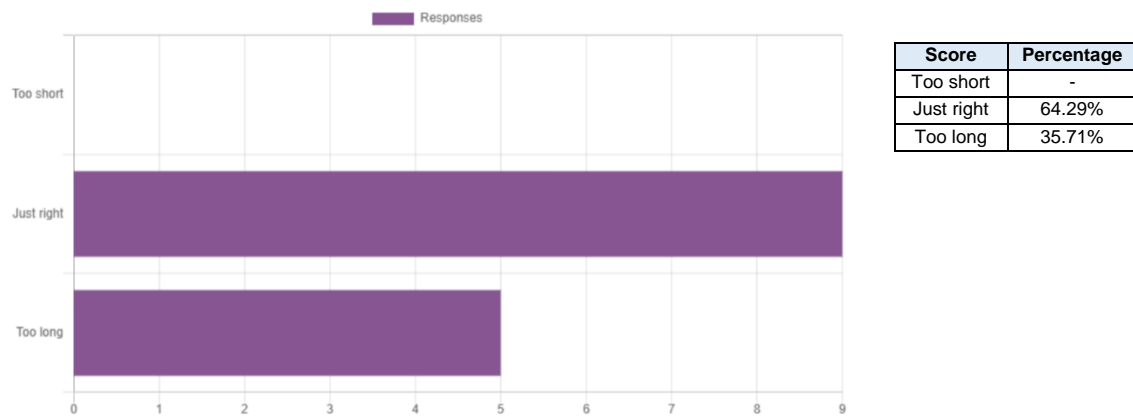


Score	Percentage
10	42.86%
9	14.29%
8	-
7	35.71%
6	-
5	7.41%
4	-
3	-
2	-
1	-
0	-

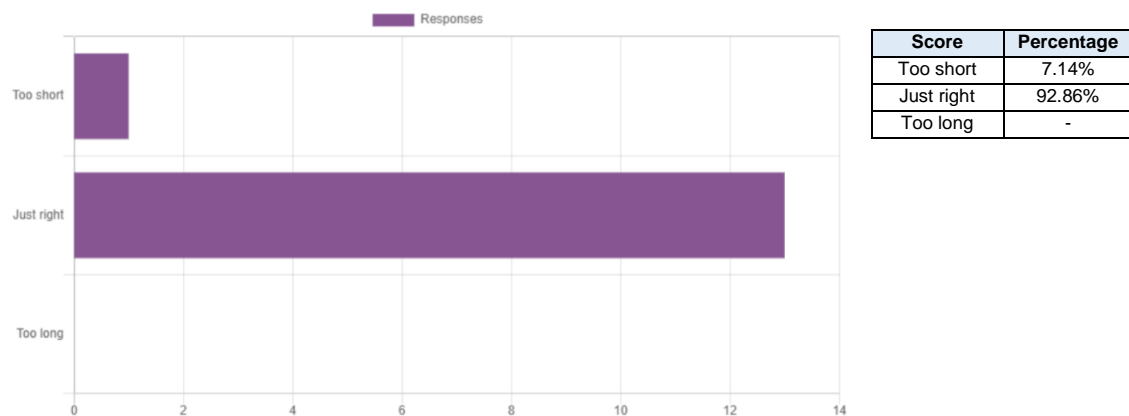
Q6: The overall quality of the images/graphs/videos/PowerPoints imbedded in the content was excellent



Q7: The amount of text for this module was



Q8: The study time estimated for this module was



Q9: What are the three best features of this module for you

Presentations, podcasts
Interactive cases, self-assessment, different learning modalities
pp was great love the summery at the end
info about behavioural change and how to address
The module was very well explained and very well translated to practice. Also the self-assessment was more matching than the other modules. It helped me master this topic.
steady build on knowledge progressive nature
1. It revises topics previously covered 2. Reinforces learning 3. The PowerPoint. I felt there was a lot of text in this module, and it was good to have something to break it up
- Summary sheet - Podcast - Clinical examples and questions
info on handing behaviour change. de cases are very handful.
Exploring differing roles
Interactive cases Self-assessment questions In Depth Discussion
this was the best module. Very concise and simple

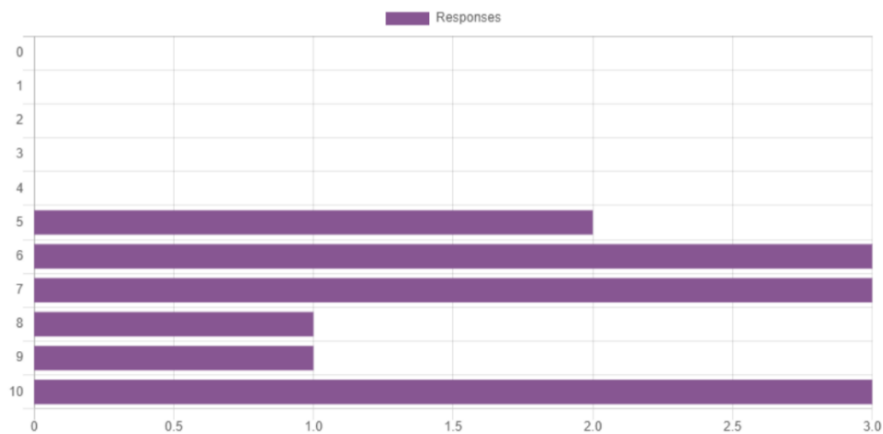
Q10: Please give any suggestions or comments here

questions in the interactive cases are not clear, couldn't figure out what answers where supposed to be given. I was leaning on the motivational side of as the answers because most of the learning covered this. very confusing.
It can be shorter, there's been almost every chapter stated that exercise is recommended (and other statements), that has been stated multiple times before. Little bit more to the point or economic writing.
I thought the basic and advanced learning were not that different from each other, but the result was that because of the repetition, I think I do master the topic now.
I have noticed that once you click an answer on some of the assessments that you cannot change it unless you repeat the quiz. This is a little frustrating.
behavioural change is a hole study or therapeutic skill on itself not to be learned /mastered from one chapter online
Some of the questions in the assessment areas are a little ambiguous so responses can be construed in different ways.

Module 8 – Evidence Based Practice

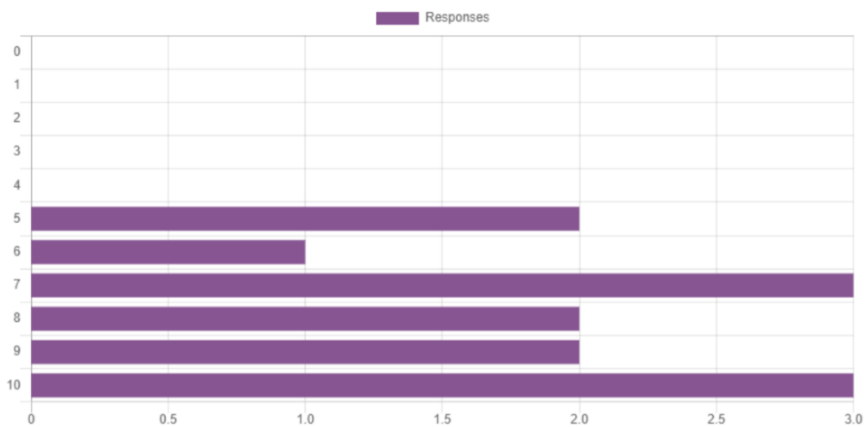
Number of survey participants: 13

Q1: The module was very well organised.



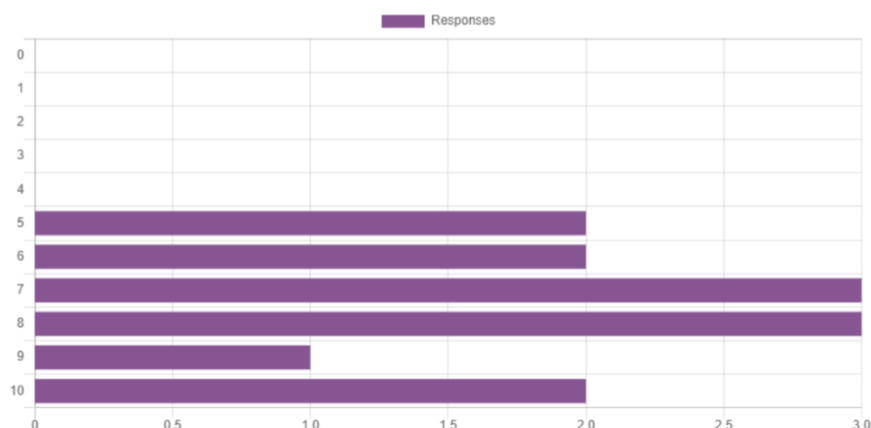
Score	Percentage
10	23.08%
9	7.69%
8	7.69%
7	23.08%
6	23.08%
5	15.38%
4	-
3	-
2	-
1	-
0	-

Q2: The learning objectives and actual teaching content matched well



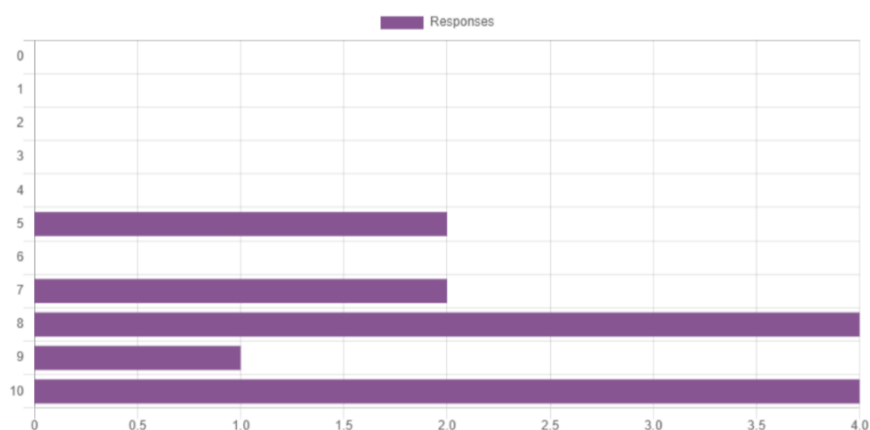
Score	Percentage
10	23.08%
9	15.38%
8	15.38%
7	23.08%
6	7.69%
5	15.38%
4	-
3	-
2	-
1	-
0	-

Q3: Overall the learning material was well presented and clear



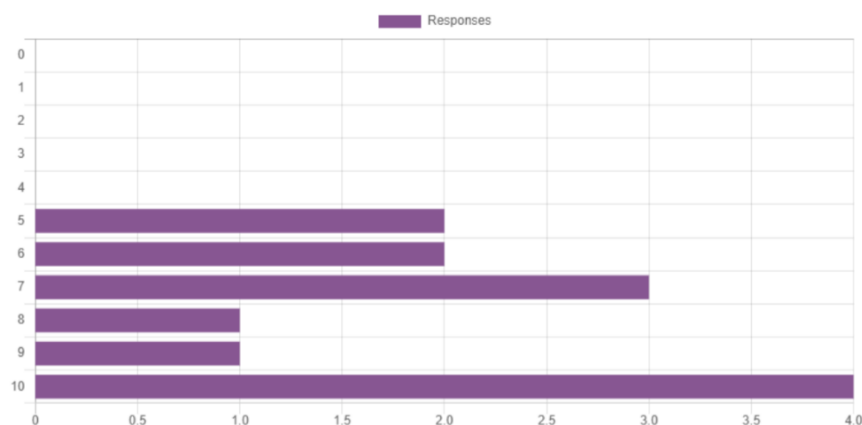
Score	Percentage
10	15.38%
9	7.69%
8	23.08%
7	23.08%
6	15.38%
5	15.38%
4	-
3	-
2	-
1	-
0	-

Q4: The interactive cases were very helpful to my practice



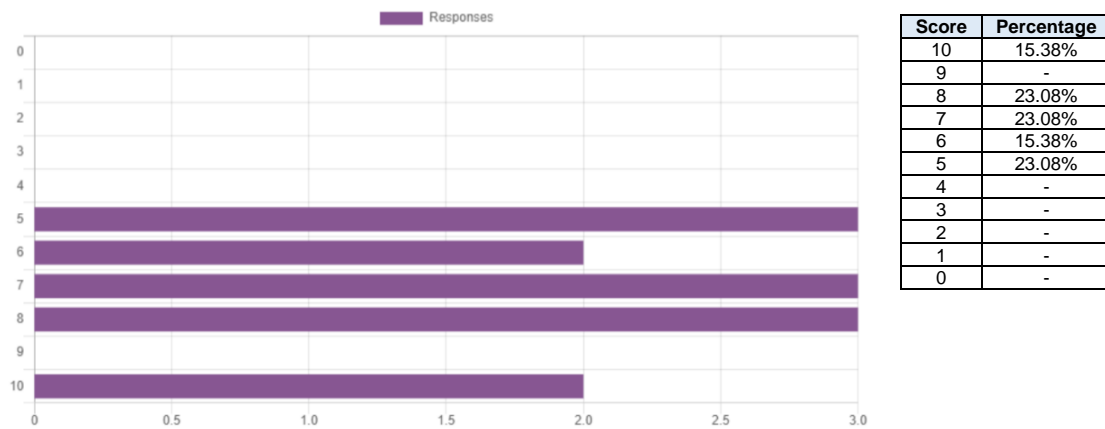
Score	Percentage
10	30.77%
9	7.69%
8	30.77%
7	15.38%
6	-
5	15.38%
4	-
3	-
2	-
1	-
0	-

Q5: The self-assessment questions at the end of each section really helped me to master the topic

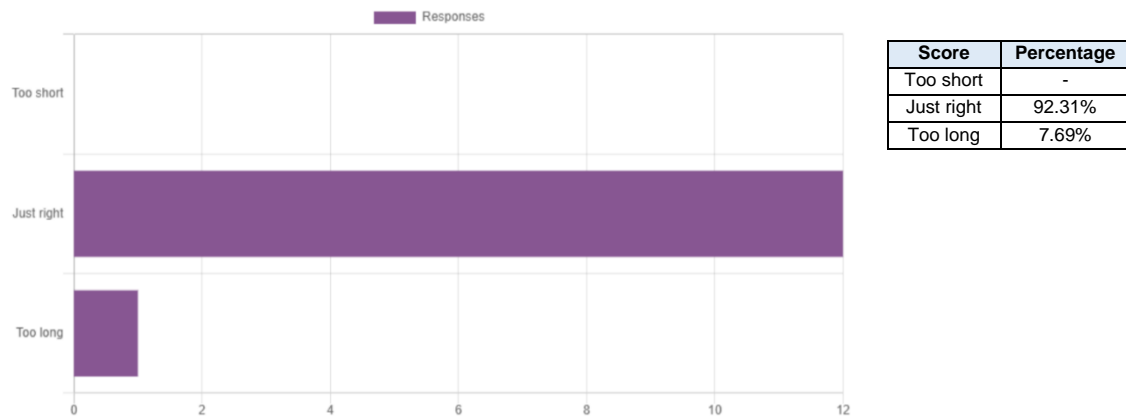


Score	Percentage
10	30.77%
9	7.69%
8	7.69%
7	23.08%
6	15.38%
5	15.38%
4	-
3	-
2	-
1	-
0	-

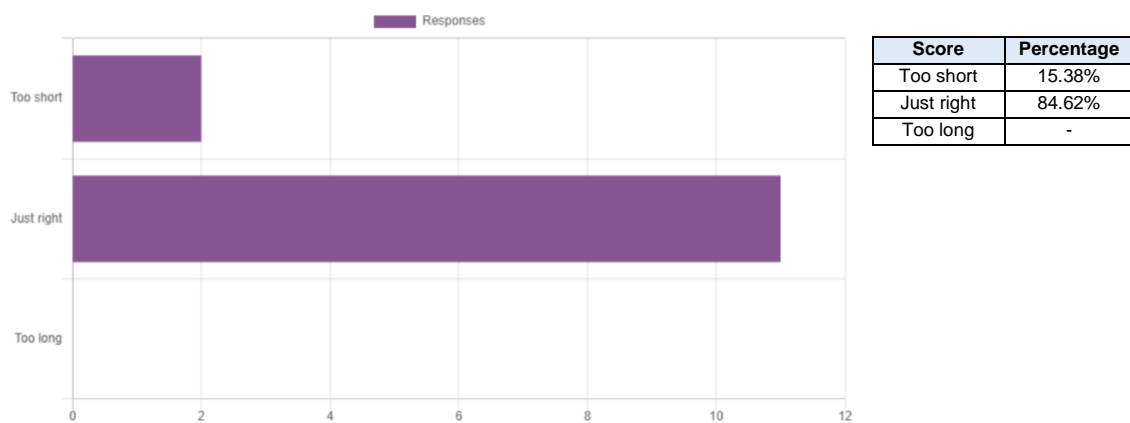
Q6: The overall quality of the images/graphs/videos/PowerPoints imbedded in the content was excellent



Q7: The amount of text for this module was



Q8: The study time estimated for this module was



Q9: What are the three best features of this module for you

Topic was well explained Self-assessment Interactive clinical cases
I liked the exercises of assessing the studies on pubmed. I learned this already, but it really helped me to refresh my memory and master the topic. The content was well organized. It was very clear divided into subtopics, so it was easy to read. Also I liked that the text was straight to the point with no repeating of content. This made it easy to read and easy to keep attention to it.
reinforcement of previous knowledge and learning new information
Interactive cases with review of articles
unable to determine
Revision of prior knowledge Use of new tools / methods Relevance to practice and encouragement to conduct active research
1. I feel this module is really useful for clinicians, as it reminds you of the importance of EBP, how to evaluate and apply research to everyday practice 2. It inspires me to engage more in EBP 3. I liked the amount of detail and explanation of how to engage in EBP and statistical analysis
information about validity and understanding research in general
no comment
The needs of an understanding of evidence-based practice.
repeat of knowledge of qualitative and quantitative studies.

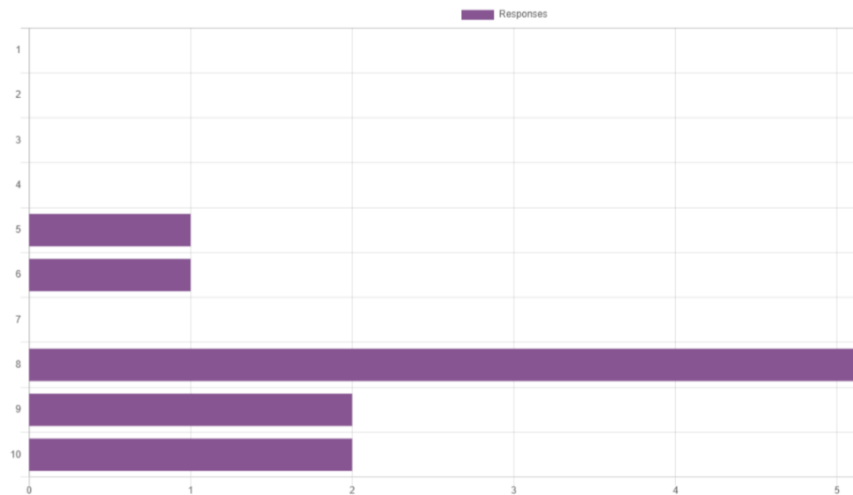
Q10: Please give any suggestions or comments here

No suggestion, I'm very content about this module.
Overall I really enjoyed this module, but found that it required a lot of time to complete. For me, i struggle with some of the terms and concepts of EBP and it takes me longer to try and absorb the information. I would recommend more than 5 hours for this module Suggestion for future: I unfortunately do not seem to be able to retrieve any of the notes I wrote down for this or any other module. This is a major blow for me, as I am not able to review my learning or what I took away from the modules and it makes it much more difficult for me to study ahead of the exam next week. Furthermore, it reduces the amount of evidence that I have to display to my registration board that I actually participated in this course.
more clear picture of explanation of correlations tests eg pearsons correlation, is for numeric. (in the second part it is more clear but not the first time it is presented

Post-Exam

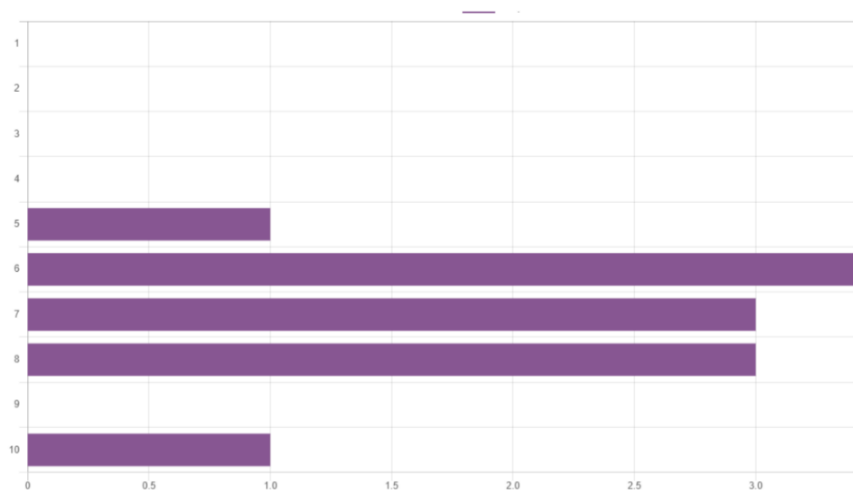
Number of survey participants: 12

Q1: The exam was very well organised.



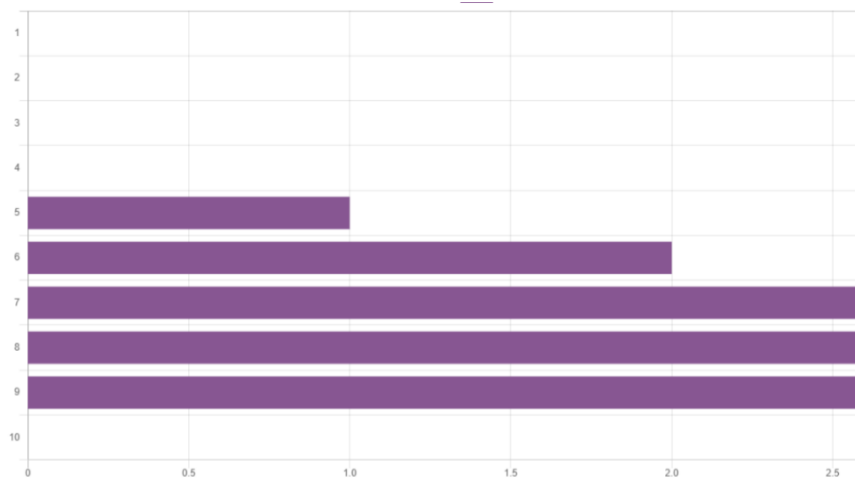
Score	Percentage
10	16.67%
9	16.67%
8	50%
7	-
6	8.33%
5	8.33%
4	-
3	-
2	-
1	-
0	-

Q2: This exam matched my expectations



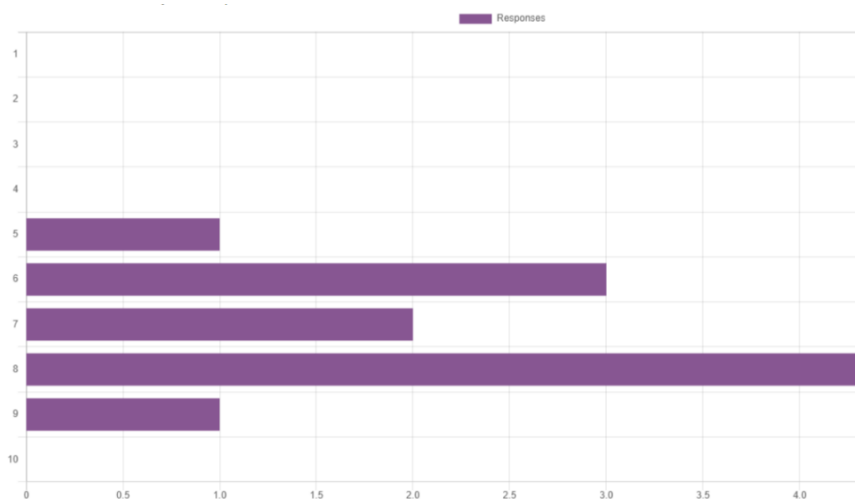
Score	Percentage
10	8.33%
9	-
8	25%
7	25%
6	33.33%
5	8.33%
4	-
3	-
2	-
1	-
0	-

Q3: How well prepared did you feel for this exam



Score	Percentage
10	-
9	25%
8	25%
7	25%
6	16.67%
5	8.33%
4	-
3	-
2	-
1	-
0	-

Q4: This exam was a fair test of my current capabilities

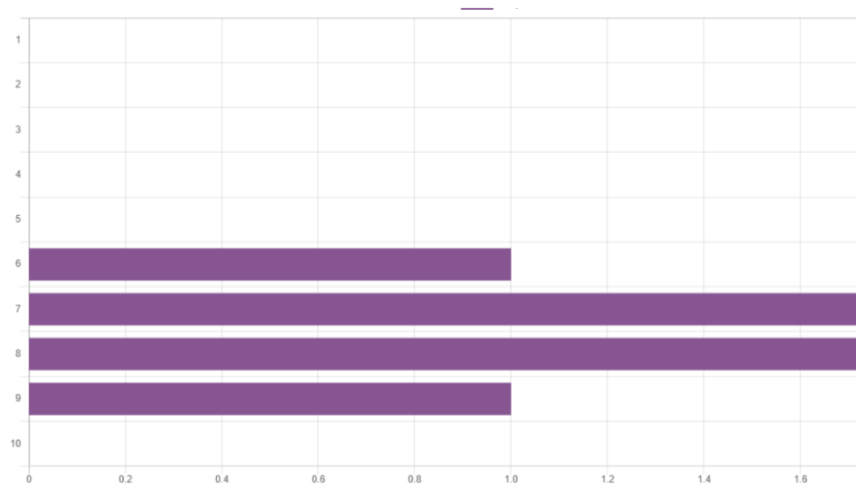


Score	Percentage
10	-
9	8.33%
8	41.67%
7	16.67%
6	25%
5	8.33%
4	-
3	-
2	-
1	-
0	-

Q5: Please tell us which was the most difficult part of the exam for you

- Time, 45 minutes felt too rushed
- The case studies were probably most difficult, as I find that the answers to these quite subjective and could be argued using different clinical reasoning. I feel these questions are a little unfair as a result as they are not "black and white" right or wrong answers
- about knee arthroplasty, all answers were possible in my opinion
- Weight given in pounds
- Not enough time
- The time limit. I felt rushed and I didn't complete the whole test because of the time limit.

Q6: If you needed technical support how do you rate the help

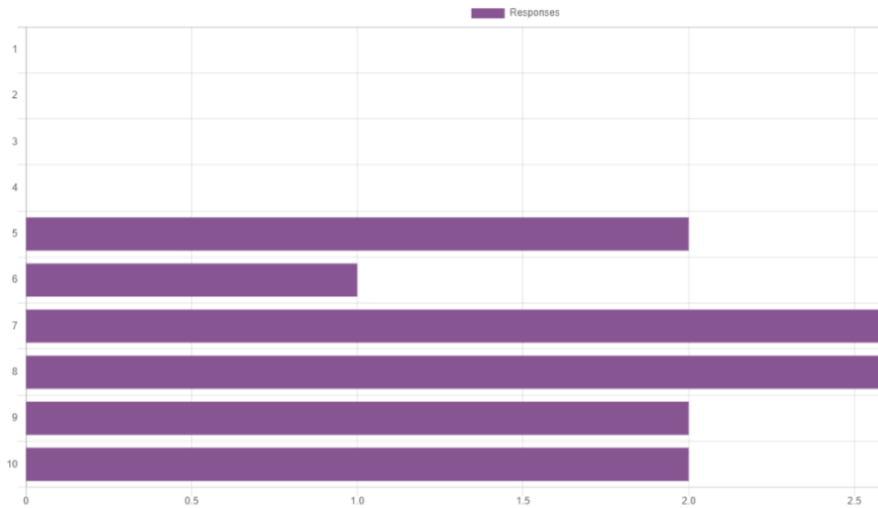


Score	Percentage
10	-
9	8.33%
8	16.67%
7	16.67%
6	8.33%
5	-
4	-
3	-
2	-
1	-
0	-

Post-Course

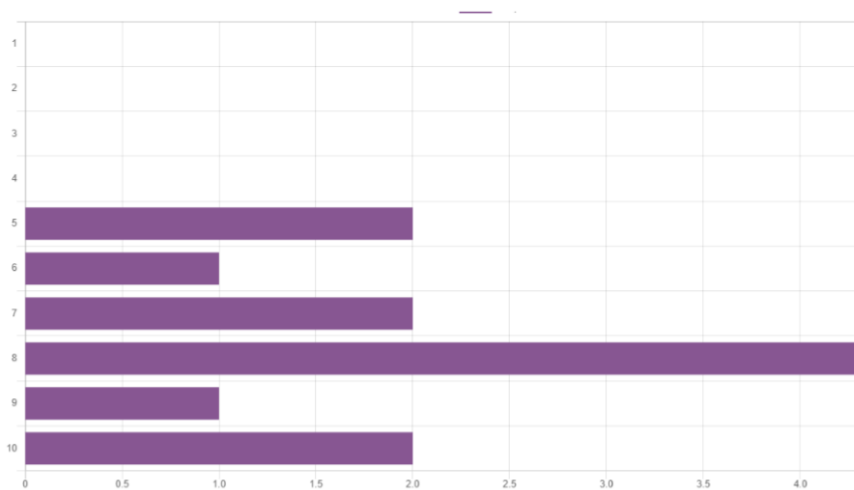
Number of survey participants: 13

Q1: The module was very well organised.



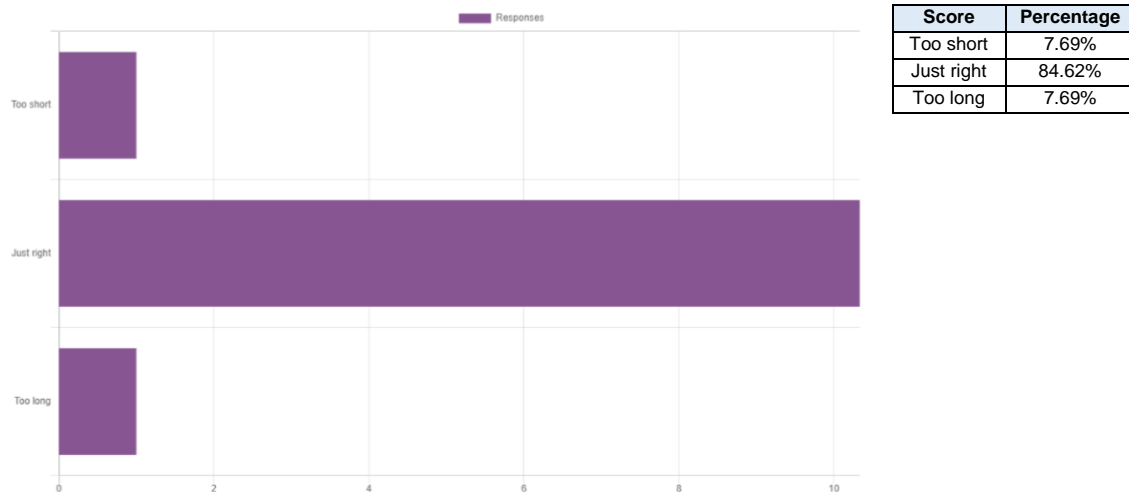
Score	Percentage
10	15.38%
9	15.38%
8	23.08%
7	23.08%
6	7.69%
5	15.38%
4	-
3	-
2	-
1	-
0	-

Q2: I found it easy to navigate around the course



Score	Percentage
10	15.38%
9	7.69%
8	38.46%
7	15.38%
6	7.69%
5	-
4	-
3	-
2	-
1	-
0	-

Q3: The study time estimated for this course was



Q4: What are the strong points and positive features of this course

- Strong points:1) Provides a broad view of the typical diagnoses you come across when working in rheumatology and how to treat them. I enjoyed the evidence based practice module also even though I found it challenging
- Detailed discussion in patient behaviour
- Ziekte beeld is heel goed en uitgebreid uitgelegd.
- case studies / interactive examples
- increase in knowledge and gradual building on knowledge
- Interactive cases, slide presentations with speakers, variety of topics covered
- .
- It was well organised, well explained and very useful for my job
- complete informations
- It think the course really turns the knowledge applicable to practice. Also everything was very understandable and well explained.
- good mix of casuistics and theory and tests

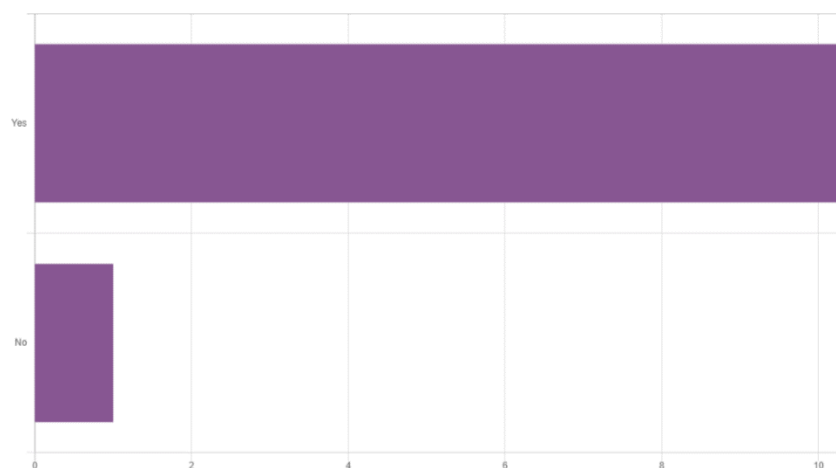
Q5: What was the most difficult module for you

- module 8 as it is not my interest but it is very much needed and unavoidable for Rheumatology
- Module 8
- The first module and the module about systemic sclerosis were the most difficult, because it was a lot of new information at once.
- Interventions
- Module 6
- rare disease
- Psychosocial approaches/ evidence based practice
- pain
- 6
- rare diseases en module 8
- Evidence based practice.

Q6: Do you have any suggestions for the course organizers and authors

- More video discussion of topics to aid learning and reduce some text. being able to print course rather than read a lot of text on computer
- increase the educational mode
- Check that contents of module match with self assessment questions
- Maybe let the knowledge of the beginning modules about the disease come back more so you have a lot of opportunities to repeat the knowledge. Another suggestion is to make the self-assessment more extended.
- none
- no suggestions
-
- 1)Some of the info in the modules were mixed up (e.g. questions about chronic pain in the OA assessment) 2)Review how you phrase things in English 3)Some questions in assessment could have had multiple correct answers depending on clinical reasoning, this was frustrating when you got it "wrong"
- Maybe more visual image, videos etc to make it less "texty"
- present slides with the podcasts of youtube movies
- I found having the modules broken down into basic/intermediate/advanced made the course feel disjointed at times. I would prefer a flow of the topic from start to finish rather than leaving the subject and coming back to it later in the next intermediate/advanced section.

Q7: Would you recommend this course to other learners



Score	Percentage
Yes	92.31%
No	7.69%